


COAT



CONSERVE



COOL




CONVEY



CLEAN

EXAIR

30 Years



**USB
Data Logger
for the
Digital
Flowmeter**



**26
CATALOG**



**YOU REQUESTED THIS CATALOG AND PRICE LIST.
PLEASE SEE MAILING LABEL ON BACK COVER.**

Terms and Conditions 2

EXAIR Optimization 3

Electronic Flow Control 4
 Digital Sound Level Meter 6
 Ultrasonic Leak Detector 7
 Digital Flowmeter 9

Air Knives 11

Super Air Knife 11
 PVDF Super Air Knife 17
 Universal Air Knife Mounting System 20
 Long Super Air Knife 22
 Standard Air Knife 24
 Full-Flow Air Knife 27

Air Wipes 29

Super Air Wipes 29
 Standard Air Wipes 33

Air Amplifiers 35

Super Air Amplifiers 37
 Adjustable Air Amplifiers 41

Air Nozzles and Jets 43

Air Nozzles 43
 Super Air Nozzles 46
 Air Jets 50
 High Force Air Nozzles 52
 Large Super Air Nozzles 53
 Super Air Nozzle Clusters 56
 Stay Set Hoses 56

Atomizing Nozzles 59

Internal Mix Narrow Angle Round Atomizing Nozzles 60
 Internal Mix Wide Angle Round Atomizing Nozzles 61
 Internal Mix Flat Fan Atomizing Nozzles 62
 External Mix Round Atomizing Nozzles 63
 External Mix Narrow Angle Flat Fan Atomizing Nozzles 64
 External Mix Wide Angle Flat Fan Nozzles 65
 Siphon Fed Round Atomizing Nozzles 66
 Siphon Fed Flat Fan Atomizing Nozzles 67

No Drip Internal Mix Narrow Angle Round Atomizing Nozzles 68

No Drip Internal Mix Wide Angle Round Atomizing Nozzles 68

No Drip Internal Mix Flat Fan Atomizing Nozzles 68

No Drip External Mix Round Atomizing Nozzles 68

No Drip External Mix Narrow Angle Flat Fan Atomizing Nozzles 68

No Drip External Mix Wide Angle Flat Fan Atomizing Nozzles 68

No Drip Siphon Fed Round Atomizing Nozzles 68

No Drip Siphon Fed Flat Fan Atomizing Nozzles 68

Safety Air Guns 70

Chip Shields 71
 Precision Safety Air Guns 72
 Soft Grip Safety Air Guns 72
 Heavy Duty Safety Air Guns 74
 Super Blast Safety Air Guns 75

Static Eliminators 77

Super Ion Air Knife 79
 Power Supplies 81
 Standard Ion Air Knife 85
 Ionizing Bars 87
 Super Ion Air Wipes 89
 Ion Air Cannon 91
 Ion Air Gun 93
 Ion Air Jet 95
 Stay Set Ion Air Jet 95
 Ionizing Point 97
 Static Meter, AC Sensor 98

E-Vac® Vacuum Generators 99

How to Build an E-Vac System 100
 In-Line 103
 Modular 103
 Adjustable 105
 Vacuum Cups 107

Air Operated Conveyors 111

Line Vac 111
 Threaded Line Vac 117
 Heavy Duty Line Vac 119
 Light Duty Line Vac 121

Industrial Housekeeping 123

Reversible Drum Vac 123
 Chip Trapper 125
 Chip Vac 127
 Heavy Duty Dry Vac 129
 Heavy Duty HEPA Vac 131
 Vac-u-Gun 133
 Deep Hole Vac-u-Gun 135

Vortex Tubes & Spot Cooling 137

Vortex Tubes 137
 Adjustable Spot Cooler 145
 Mini Cooler 148

Cold Gun Aircoolant Systems 149

Cabinet Cooler® Systems 153

NEMA 12, 4 and 4X 155
 Electronic Temperature Control 158

Accessories 162

Silencing Mufflers 162
 Filters 164
 Regulators 165
 Valves, Swivels, Thermostats 166
 Magnetic Bases, Stay Sets, Hoses 167
 Receiver Tank, Fittings 168

Page 3 **EXAIR Optimization**
 Minimize Compressed Air Use and Detect Wasteful Leaks

Page 11 **Air Knives**
 Blowoff, Clean, Dry and Cool with Less Noise and Air Consumption

Page 29 **Air Wipes**
 Blowoff, Dry, Clean and Cool Pipe, Cable, Extruded Shapes and Hose

Page 35 **Air Amplifiers**
 Vent, Exhaust, Cool, Dry and Clean - with No Moving Parts

Page 43 **Air Nozzles and Jets**
 Reduce Noise Levels and Air Costs on Blowoff Operations

Page 59 **Atomizing Nozzles**
 All Stainless Steel Construction for Durability and Corrosion Resistance!

Page 70 **Safety Air Guns**
 Safety Air Guns Use Engineered Air Nozzles for High Performance

Page 77 **Static Eliminators**
 Eliminate Static Electricity, Dust and Shock Hazard

Page 99 **E-Vac® Vacuum Generators**
 Vacuums for Lifting, Clamping, Mounting and Placement

Page 111 **Air Operated Conveyors**
 Convey Parts, Materials and Waste - with No Moving Parts

Page 123 **Industrial Housekeeping**
 Reliable Vacuums for Chip Removal, Liquid Transfer and Cleaning

Page 137 **Vortex Tubes and Spot Cooling**
 Cold Air for Industrial Spot Cooling Problems

Page 149 **Cold Gun Aircoolant Systems**
 Cool Machining Operations with Clean, Cold Air

Page 153 **Cabinet Cooler® Systems**
 Cool and Purge NEMA 12, 4 and 4X Electrical Control Panels

Page 162 **Accessories**
 Mufflers, Filters, Regulators, Valves, Swivel Fittings and More

Terms and Conditions (U.S. and Canada Only)

Terms: Net 30 days upon credit approval, Visa, MasterCard, Discover and American Express.



Cards

ICC (International Chamber of Commerce) INCOTERM 2010: EX WORKS (EXAIR Corporation, 11510 Goldcoast Dr., Cincinnati, Ohio 45249, USA.)

Delivery: All cataloged products are shipped from stock, via U.P.S. within 24 hours after receipt of order. Priority shipment is available upon request.

Ordering: Call 1-800-903-9247 or 513-671-3322 Worldwide
8:00 a.m. to 5:00 p.m. ET (Mon. - Fri.)
Fax toll free 1-866-329-3924 or
513-671-3363 Worldwide
E-mail: orders@exair.com
www.exair.com (secure web site)

Remit to address (payments only):

EXAIR Corporation
Location 00766
Cincinnati, Ohio 45264-0766

Tax: Sales and use tax, where applicable, are not included.

Technical Assistance: Please call our Application Engineering Department, 1-800-90-EXAIR (1-800-903-9247).

OSHA and CE Compliance: EXAIR compressed air products comply with OSHA's Safety Requirements, the EU General Product Safety Directive (2001/95/EC) and meet the noise limitation requirements of the EU Machinery Directive (2006/42/EC). EXAIR's Electronic Flow Control and Electronic Temperature Control meet the low voltage standards of the EU Low Voltage Directive (2006/95/EC). They help companies comply with the Noise Directive (2003/10/EC) along with pending changes to the workplace noise requirements due to the implementation of the Physical Agents Directive (2003/10/EC). These directives are non-marking directives and do not allow display of the CE mark. Some EXAIR products display the CE mark where there are applicable directives. All sound level measurements are taken at 3 feet away.

RoHS: Electrical portions of EXAIR's static eliminators, EFC, ETC, solenoid valves, and thermostats comply with the RoHS (Restriction of Hazardous Substances) Directive 2002/95/EC, including the amendment outlined in the European Commission decision L 214/65.

Reach: Per Regulation (EC) No 1907/2006 Title I, Article 3, paragraph 3, the European Union has recently enacted legislation to register chemicals and substances imported into the EU to ensure a high level of protection of human health and the environment.

Per Title II, Article 7, paragraph 1, articles (products) must be registered when a substance is intended to be released under normal or reasonably foreseeable conditions of use and it is present in those articles in quantities totaling over 1 metric ton per producer or importer per year. Registration of EXAIR products is not required since they do not contain substances that are intentionally released.

Copyright Restrictions: The content of the EXAIR Catalog, including all photos, graphics, drawings and arrangements are proprietary to EXAIR Corporation and are protected by the United States and international copyright and trademark laws. You are authorized to use the contents of the EXAIR Catalog for personal use or as it relates to your role as a current or prospective customer of EXAIR. The contents of this catalog may not be copied or modified for any type of publication or distribution without the prior written consent of EXAIR Corporation. The content of the EXAIR Catalog is the intellectual property solely of the EXAIR Corporation with no rights transferred to other parties. No part of this catalog may be reproduced for any commercial purposes without the express authorization in writing by the EXAIR Corporation.

Trademarks: "EXAIR", "Cabinet Cooler", "E-Vac", "Intelligent Compressed Air", and "Compressed Air Intelligence" are registered trademarks of the EXAIR Corporation. The EXAIR logo, product names, designs and descriptive phrases are trademarks by EXAIR Corporation. These trademarks may not be used without prior written permission of the EXAIR Corporation.

EFC, Digital Flowmeter, Digital Sound Level Meter, High Power Cold Gun, Super Air Knife, Standard Air Knife, Full-Flow Air Knife, Air Cannon, Super Air Amplifier, Adjustable Air Amplifier, Super Air Nozzle, Micro Air Nozzle, High Power Safety Air Nozzle, Stay Set Hose, Super Blast Safety Air Gun, Super Air Wipe, Standard Air Wipe, Super Ion Air Knife, Standard Ion Air Knife, Super Ion Air Wipe, Ion Air Cannon, Ion Air Gun, Ion Air Jet, Ionizing Point, Stay Set Ion Air Jet, Line Vac, Chip Vac, Heavy Duty Dry Vac, Reversible Drum Vac, Chip Trapper, Vac-u-Gun, Air Disk, Air Sift, Mini Cooler, Cold Gun Aircoolant System, and ETC are trademarks of EXAIR Corporation.



Intelligent Compressed Air® products are identified throughout this catalog that can help your plant save tens of thousands of dollars over the course of a single year. The Best Practices for Compressed Air Systems manual published by the Compressed Air Challenge® recommends products like the Super Air Knife®, Super Air Amplifier®, and the family of Super Air Nozzles® for energy conservation. Many of the products shown offer unique ways to solve common industrial problems using compressed air. Compressed Air Challenge is a registered trademark of Compressed Air Challenge, Inc.


EXAIR products are subject to ongoing development. Specifications are subject to change without notice. Some products in this catalog are covered by U.S. Patent #5402938, #8153001 and #8268179 and others may be U.S. Patent Pending. Copyright ©2013 EXAIR Corporation. All Rights Reserved.

Warranty: 5 Year "Built To Last" Warranty against defects in workmanship and materials on all compressed air products*. Defective products must be returned freight prepaid for repair or replacement at our option. This warranty applies under conditions of normal use, but does not apply to defects that result from intentional damage, negligence, unreasonable use, wear or exposure.



*5 Year Warranty applies to compressed air products only.
A 1 Year Warranty applies to all accessories and electrically powered products.

EXAIR's Unconditional Guarantee: Extends to all U.S. and Canadian customers and includes invoiced U.S. Ground Service shipping charges. Products returned after the 30 day guarantee period are subject to a 15% restocking charge. Products must be returned freight prepaid.



EXAIR unconditionally guarantees its catalog products for 30 days.

If you are not satisfied for any reason within that time, you may return the product for full credit with no restocking charge.



11510 Goldcoast Dr.
Cincinnati, Ohio 45249-1621

Phone Number: (513) 671-3322

Fax Number: (513) 671-3363

E-mail: techhelp@exair.com


Web Site: www.exair.com

Atomizing Spray Nozzles

All stainless steel construction for durability and corrosion resistance!

What Are Atomizing Nozzles?

EXAIR's atomizing spray nozzles atomize fluids (most commonly water) in a range of spray patterns for a variety of uses. They combine liquid and compressed air to create a mist of atomized liquid that can be easily adjusted to meet the needs of your application. All models use stainless steel construction for durability and corrosion resistance.



A Model AN1010SS Internal Mix Narrow Angle Round Atomizing Nozzles is used to mark strips of steel before they leave the mill.

EXAIR's atomizing nozzles are available in 3 basic families:

Internal Mix:

Internal mix nozzles mix the liquid and water inside the air cap and produce the finest atomization. Internal mix nozzles can be used on liquids with a viscosity up to 300 cp. Both air and liquid sides are pressure fed.

External Mix:

External mix nozzles have the highest flow rates and allow the air and liquid flows to be adjusted independently. These nozzles are best where precise liquid flow is needed. External mix nozzles can be used on liquids with a viscosity above 300 cp. Both air and liquid sides are pressure fed.

Siphon Fed:

Siphon fed nozzles require no liquid pressure and can be used with gravity fed liquids or lift liquids from a siphon height as much as 36 inches (91cm). Siphon fed nozzles can be used on liquids with a viscosity up to 200 cp.

Why Atomizing Nozzles?

With EXAIR's atomizing nozzles, you can coat, cool, treat and paint a variety of products. Used with water, they are an efficient way to cool hot items in your automated process. These nozzles are also an excellent choice for dust mitigation.



A Model SR1010SS is used to supply a cooling mist for a drilling operation.



(2) Model EB1030SS atomizing nozzles are used to give a final sanitary rinse prior to labeling wine bottles.

Applications

- Washing
- Rinsing
- Coating
- Cooling
- Quenching
- Wetting (moistening)
- Humidification
- Dust Control

Advantages

- Fully adjustable
- Maximizes liquid dispersion
- Minimizes liquid consumption
- All stainless steel construction
- Compact
- Versatile
- Interchangeable liquid and air caps
- Minimizes air consumption
- Fine atomization



Model 901318 Mounting Bracket for atomizing nozzles is now available.

Atomizing Nozzles

Internal Mix Narrow Angle Round Pattern



Model: AN1010SS
Material: Type 303 Stainless Steel

Model AN1010SS, AN1020SS, AN1030SS, and AN1040SS

Internal mix narrow angle round pattern nozzles are excellent for spraying a concentrated mist of liquid. Because of the versatility of their adjustments, they can apply a heavy coat up close or send a very fine mist over 30 feet away! They are often used for precision application of lubricants during assembly, or marking items as they move through an assembly line. Narrow angle round pattern atomizing nozzles are capable of delivering the most liquid of any of our internal mix atomizing nozzles.



Model: AN1020SS
Material: Type 303 Stainless Steel


For pressure fed applications not requiring independent air and liquid control.



Model: AN1030SS
Material: Type 303 Stainless Steel

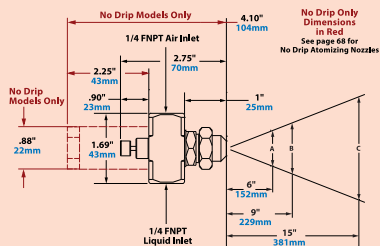


Model: AN1040SS
Material: Type 303 Stainless Steel



The amount of liquid applied can be greatly varied by adjusting the valve or inlet pressures.

Dimensions and Airflow Pattern



Model	10 PSI/0.7 BAR Liquid			20 PSI/1.4 BAR Liquid			30 PSI/2.1 BAR Liquid			40 PSI/2.8 BAR Liquid			60 PSI/4.1 BAR Liquid			Spray Dimensions																																
	Air Pressure PSI/BAR	GPH/ LPH	SCFM/ SLPM	Air Pressure PSI/BAR	GPH/ LPH	SCFM/ SLPM	Air Pressure PSI/BAR	GPH/ LPH	SCFM/ SLPM	Air Pressure PSI/BAR	GPH/ LPH	SCFM/ SLPM	Air Pressure PSI/BAR	GPH/ LPH	SCFM/ SLPM	Air Pressure PSI/BAR	Width in in	Width in cm	Max. Depth feet/m																													
AN1010SS	10	0.7	1.4	5.3	0.6	17	18	1.2	1.8	6.8	0.9	25	24	1.7	2.3	8.7	1.0	28	30	2.1	2.7	10.2	1.2	34	40	2.8	3.3	12.5	1.5	42	12	0.8	1.0	0.7	2.3	6	3.3	8	5.0	13	6	1.8						
	12	0.8	1.2	4.5	0.7	20	22	1.5	1.6	6.1	1.0	28	32	2.2	1.9	7.2	1.3	37	38	2.6	2.3	8.7	1.5	42	52	3.6	2.8	10.6	1.9	54	20	1.4	2.0	1.4	2.8	7	3.8	10	6.0	15	8	2.4						
	14	1.0	1.1	4.2	0.8	23	24	1.7	1.5	5.7	1.1	31	36	2.5	1.6	6.1	1.5	42	44	3.0	1.9	7.2	1.7	48	62	4.3	2.3	8.7	2.4	68	42	2.9	4.0	2.8	3.5	9	4.5	11	6.5	17	10	3.0						
AN1020SS	16	1.1	3.7	14.0	2.8	79	26	1.8	1.3	4.9	1.2	34	40	2.8	1.3	4.9	1.7	48	48	3.3	1.7	6.4	2.0	57	70	4.8	1.9	7.2	2.8	79	58	4.0	6.0	4.1	4.0	10	5.0	13	7.0	18	11	3.4						
	16	1.1	3.7	14.0	2.8	79	28	1.9	5.2	19.7	4.0	113	40	2.8	6.0	22.7	5.2	147	48	3.3	7.0	26.5	5.9	167	65	4.5	9.9	37.5	7.0	198	24	1.7	1.0	0.7	2.5	6	3.5	9	5.5	14	11	3.4						
	20	1.4	2.5	9.5	3.4	96	36	2.5	2.7	10.2	5.1	144	48	3.3	3.8	14.4	6.4	181	65	4.5	3.6	13.6	8.1	229	80	5.5	6.6	25.0	8.6	244	38	2.6	2.0	1.4	2.8	7	4.0	10	6.5	17	12	3.7						
AN1030SS	24	1.7	1.4	5.3	4.0	113	40	2.8	1.7	6.4	5.7	161	55	3.8	2.1	7.9	7.3	207	75	5.2	1.4	5.3	9.8	277	90	6.2	4.5	17.0	10.1	286	65	4.5	4.0	2.8	3.5	9	4.5	13	7.0	18	14	4.3						
	28	1.9	0.6	2.3	4.6	130	44	3.0	0.8	3.0	6.4	181	60	4.1	1.1	4.2	8.1	229	80	5.5	0.8	3.0	10.2	289	100	6.9	2.4	9.1	11.3	320	58	5.9	6.0	4.1	4.0	10	5.5	14	7.5	19	18	5.5						
	12	0.8	7.8	29.5	1.9	54	24	1.4	12.9	48.8	2.5	71	38	2.1	15.1	57.2	3.4	96	38	2.6	18.0	68.1	4.1	116	54	3.7	23.0	87.1	5.3	150	14	1.0	1.0	0.7	2.8	7	4.0	11	6.5	17	10	3.0						
AN1040SS	14	1.0	6.0	22.7	2.2	62	24	1.7	9.8	37.1	3.0	85	38	2.6	9.4	35.6	4.5	127	46	3.2	13.1	49.6	5.1	144	65	4.5	17.1	64.7	6.7	190	80	5.5	17.1	64.7	6.7	190	26	1.8	2.0	1.4	3.3	8	5.0	13	7.0	18	16	4.9
	16	1.1	4.4	16.7	2.6	74	32	1.9	7.0	26.5	3.6	102	42	2.9	7.0	26.5	5.1	144	52	3.6	9.6	36.3	6.0	170	75	5.2	12.3	46.6	8.0	227	40	2.8	3.0	2.1	3.8	10	5.5	14	7.0	18	19	5.8						
	18	1.2	3.3	12.5	2.9	82	32	2.2	4.1	15.5	4.4	125	46	3.2	5.0	18.9	5.9	167	56	3.9	7.3	27.6	6.6	187	85	5.9	7.3	27.6	9.6	272	30	3.4	4.0	2.8	4.0	10	6.0	15	8.0	20	26	7.9						
AN1040SS	14	1.0	6.3	23.8	3.5	99	20	1.4	24.0	90.8	3.0	85	28	1.9	33.0	125	3.4	96	32	2.2	46.5	176	2.8	79	42	2.9	66.0	250	2.7	76	40	2.8	3.0	2.1	4.0	10	6.5	17	8.0	20	26	7.9						
	16	1.1	3.0	11.4	4.2	119	24	1.7	13.0	49.2	4.2	119	32	2.2	24.0	90.8	4.6	130	40	2.8	30.0	114	5.1	144	50	3.4	54.0	204	4.3	122	14	1.0	1.0	0.7	3.0	8	4.5	11	6.5	17	10	3.0						
	20	1.4	2.3	8.3	3.5	99	26	1.8	9.0	34.1	4.9	139	36	2.5	12.5	47.3	5.9	167	46	3.2	16.5	62.5	6.8	193	58	4.0	39.0	148	6.6	187	44	3.0	4.0	2.8	4.5	11	7.0	18	8.5	22	30	9.1						
24	1.7	1.5	5.0	2.8	82	28	1.9	5.5	20.8	5.6	159	40	2.8	6.0	22.7	7.1	210	50	3.4	10.3	39.0	8.2	232	70	4.8	15.8	60	10.2	289	44	3.0	4.1	5.0	13	7.0	18	9.0	23	35	10.7								

Internal Mix Wide Angle Round Pattern



Model: AW1010SS
Material: Type 303 Stainless Steel

Model AW1010SS, AW1020SS, AW1030SS, and AW1040SS

EXAIR's internal mix wide angle round pattern atomizing nozzles are great for covering a broad area. They can be adjusted for a light mist or a heavy soaking spray. They are popular for dust mitigation, humidification, and cooling of products, people or livestock in a broad area. These nozzles are also perfect for applying a coating to parts packed in large containers, for example, misting a container of stamped steel parts with oil to prevent oxidation during shipment.



Model: AW1020SS
Material: Type 303 Stainless Steel

For pressure fed applications not requiring independent air and liquid control.



Model: AW1030SS
Material: Type 303 Stainless Steel

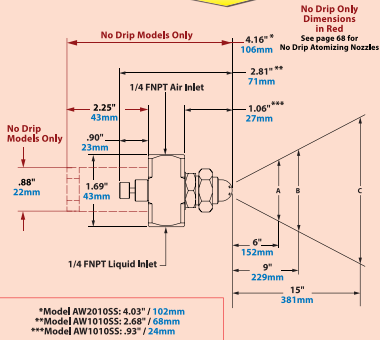


A Model AW1030SS is used to keep dust down during charcoal briquette production.



Model: AW1040SS
Material: Type 303 Stainless Steel

Dimensions and Airflow Pattern



Spray Nozzles

Model	10 PSI/0.7 BAR Liquid				20 PSI/1.4 BAR Liquid				30 PSI/2.1 BAR Liquid				40 PSI/2.8 BAR Liquid				60 PSI/4.1 BAR Liquid				Spray Dimensions																						
	Air Pressure PSI/BAR	GPH/ LPH	SCFM/ SLPM		Air Pressure PSI/BAR	GPH/ LPH	SCFM/ SLPM		Air Pressure PSI/BAR	GPH/ LPH	SCFM/ SLPM		Air Pressure PSI/BAR	GPH/ LPH	SCFM/ SLPM		Air Pressure PSI/BAR	GPH/ LPH	SCFM/ SLPM	Pressure Air PSI/ BAR	Liquid PSI/BAR	Width			Max. Depth feet/m																		
																						A	B	C																			
AW1010SS	8	0.6	1.8	6.8	0.3	8	14	10	2.4	9.1	0.4	11	22	1.5	2.7	10.2	0.5	14	30	2.1	3.0	11.4	0.7	20	44	3.0	3.5	13.2	0.9	25	10	0.7	10	0.7	7	18	9	23	14	36	5	1.5	
	10	0.7	1.6	6.1	0.4	11	18	12	2.1	7.9	0.5	14	30	2.1	2.3	8.7	0.7	20	38	2.6	2.6	9.8	0.8	23	55	3.8	3.1	11.7	1.1	31	30	1.4	20	1.4	9	23	11	28	15	38	6	1.8	
	12	0.8	1.5	5.7	0.4	11	22	1.5	1.9	7.2	0.6	17	36	2.5	1.9	7.2	0.8	23	46	3.2	2.1	7.9	1.0	28	65	4.5	2.5	9.5	1.3	37	42	2.9	4.0	2.8	10	25	12	30	16	41	9	2.7	
	14	1.0	1.3	4.9	0.5	14	26	1.8	1.6	6.1	0.7	20	40	2.8	1.6	6.1	0.9	25	50	3.4	1.9	7.2	1.1	31	75	5.2	2.1	7.9	1.5	42	60	4.1	6.0	4.1	10	25	12	30	16	41	12	3.7	
AW1020SS	12	0.8	2.8	10.6	1.7	48	22	1.5	4.0	15.1	2.3	65	30	2.1	5.4	20.4	2.5	71	38	2.6	6.4	24.2	2.9	82	54	3.7	8.5	32.2	3.5	99	12	0.8	10	0.7	10	25	13	33	17	43	9	2.7	
	14	1.0	1.6	6.1	0.2	57	24	1.7	3.1	11.7	2.5	71	34	2.3	3.8	14.4	3.2	91	44	3.0	4.4	16.7	3.9	110	58	4.0	7.0	26.5	4.1	116	34	2.3	3.0	2.1	11	28	13	33	18	46	11	3.4	
	16	1.2	2.0	7.6	2.9	82	26	1.8	2.0	7.6	2.9	82	38	2.6	1.8	6.8	4.0	113	48	3.3	2.6	9.8	4.6	130	65	4.5	5.4	20.4	5.2	147	45	4.6	3.2	4.0	2.8	11	28	14	36	18	46	14	3.7
	18	1.4	2.2	8.3	1.9	94	24	1.7	4.5	17.0	2.3	65	38	2.6	2.4	9.1	3.8	108	48	3.3	3.7	14.0	4.2	119	70	4.8	5.0	18.9	5.6	159	46	3.2	4.0	2.8	11	28	14	36	18	46	15	4.6	
AW1030SS	10	0.7	6.8	25.7	1.1	31	20	1.4	8.5	32.2	1.5	42	30	2.1	9.0	34.1	2.0	57	40	2.8	10.0	37.9	2.6	74	56	3.9	10.5	36.8	2.9	82	12	0.8	10	0.7	10	25	13	33	18	46	9	2.7	
	12	0.8	4.5	17.0	1.4	40	22	1.5	6.0	22.7	1.9	54	34	2.3	5.8	22.0	2.8	79	44	3.0	7.0	26.5	3.4	96	60	4.1	12.0	45.4	3.5	99	34	2.3	3.0	2.1	11	28	13	33	18	46	11	3.4	
	14	1.0	2.2	8.3	1.9	54	24	1.7	4.5	17.0	2.3	65	38	2.6	2.4	9.1	3.8	108	48	3.3	3.7	14.0	4.2	119	70	4.8	5.0	18.9	5.6	159	46	3.2	4.0	2.8	11	28	14	36	18	46	13	4.0	
	16	1.2	3.0	11.1	4.0	63	26	1.8	2.6	9.8	2.7	76	40	2.8	1.4	5.3	4.3	122	52	3.6	1.5	5.7	5.2	147	80	5.5	0.8	3.0	7.7	218	65	4.5	6.0	4.1	11	28	14	36	20	51	19	5.8	
AW1040SS	24	1.7	6.0	22.7	5.4	153	38	2.6	9.3	35.2	2.7	218	48	3.3	15.5	58.7	8.4	238	60	4.1	19.3	73.1	10.3	292	85	5.9	24.0	91.0	13.8	391	28	1.9	1.0	0.7	10	25	14	36	16	41	16	4.9	
	28	1.9	4.0	15.1	6.1	173	44	3.0	5.5	20.8	9.1	258	56	3.9	9.0	34.1	10.6	300	70	4.8	12.0	45.4	12.8	362	90	6.2	21.3	80.6	15.2	430	46	3.2	4.0	1.4	11	28	14	36	18	46	18	5.5	
	30	2.1	2.5	9.5	6.7	190	48	3.3	3.5	13.2	10.0	283	62	4.3	6.0	22.7	12.1	343	80	5.5	6.5	24.6	14.7	416	95	6.6	18.5	70.0	16.5	467	75	5.2	4.0	2.8	12	30	16	41	22	56	24	7.3	
	32	2.2	2.0	7.6	7.3	207	52	3.6	1.9	7.2	10.8	306	70	4.3	4.8	22.6	13.4	379	90	5.2	6.2	10.6	17.2	487	100	6.9	18.9	81.3	17.3	499	90	6.2	6.0	4.1	12	30	16	41	23	58	25	7.6	

Atomizing Nozzles

Internal Mix Flat Fan Pattern



Model AF1010SS, AF1020SS, AF1030SS, AF1040SS, and AF1050SS

Internal mix flat fan pattern atomizing nozzles are designed with efficiency in mind. Especially good for vertical or horizontal assembly lines, their broad thin pattern makes efficient use of your expensive liquids. Their output can be adjusted for a very light film or a heavy coat of whatever liquid you're working with. Whether it's applying paint to hanging sheet metal, or using a water mist to cool a laminate web, flat fan atomizing nozzles cover a wide flat area, ideal for products moving on a conveyor.

For pressure fed applications not requiring independent air and liquid control.



Model: AF1010SS
Material: Type 303 Stainless Steel



Model: AF1020SS
Material: Type 303 Stainless Steel




Model: AF1030SS
Material: Type 303 Stainless Steel



Model: AF1040SS
Material: Type 303 Stainless Steel

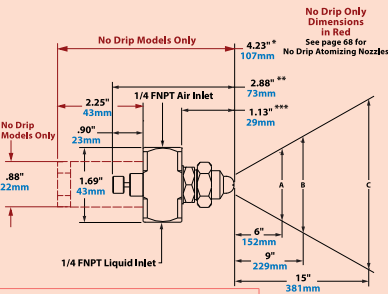


Model: AF1050SS
Material: Type 303 Stainless Steel



A Model AF1030SS is used to spray an anti-corrosion coating on stamped steel parts as they travel on a conveyor.

Dimensions and Airflow Pattern



*Model AF2010SS & AF2020SS: 4.10" / 104mm
**Model AF1010SS & AF1020SS: 2.75" / 70mm
***Model AF1010SS & AF1020SS: 1" / 25mm

Spray Nozzles

Model	10 PSI/0.7 BAR			20 PSI/1.4 BAR			30 PSI/2.1 BAR			40 PSI/2.8 BAR			60 PSI/4.1 BAR			Spray Dimensions				Max. Depth (feet/m)																											
	Liquid			Liquid			Liquid			Liquid			Liquid			Pressure																															
	Air Pressure PSI/BAR	GPH/ LPH	SCFM/ SLPM	Air Pressure PSI/BAR	GPH/ LPH	SCFM/ SLPM	Air Pressure PSI/BAR	GPH/ LPH	SCFM/ SLPM	Air Pressure PSI/BAR	GPH/ LPH	SCFM/ SLPM	Air Pressure PSI/BAR	GPH/ LPH	SCFM/ SLPM	Air Pressure PSI/BAR	Liquid BAR	A	B		C																										
AF1010SS	10	0.7	1.6	6.1	0.7	20	18	1.2	2.1	7.9	1.0	28	28	1.9	2.4	9.1	1.4	40	55	3.8	3.2	12.1	2.2	62	16	11	10	0.7	9	23	12	30	15	38	5	1.5											
AF1020SS	14	1.0	1.4	5.3	0.9	25	26	1.8	1.7	6.4	1.3	37	40	2.8	1.8	6.8	1.8	51	50	3.4	2.0	7.6	2.1	59	75	5.2	2.3	8.7	3.0	85	40	28	30	1.2	12	30	15	43	6	1.8							
AF1030SS	18	1.2	1.1	4.2	1.1	31	34	2.3	1.2	4.5	1.7	48	48	3.8	1.4	5.3	2.1	59	60	4.1	1.6	6.1	2.5	71	90	6.2	1.6	6.1	3.6	102	50	34	40	2.8	14	36	16	41	22	56	7	2.1					
AF1040SS	22	1.5	0.8	3.0	1.3	37	40	2.8	0.8	3.0	1.9	54	55	3.8	1.0	3.8	2.4	68	70	4.8	1.2	4.5	3.0	85	100	6.9	1.3	4.9	4.1	116	65	5.9	6.0	4.1	24	16	7.43	23	58	7	2.1						
AF1050SS	12	0.8	2.4	9.1	0.7	20	20	1.4	3.4	12.9	0.9	25	30	2.1	3.9	14.8	1.2	34	38	2.6	4.6	17.4	1.4	40	65	4.5	4.7	17.8	2.2	62	16	11	10	0.7	11	28	14	36	19	48	5	1.5					
AF1010SS	16	1.1	1.8	6.8	0.9	25	28	1.9	2.4	9.1	1.2	34	38	2.6	2.9	11.0	1.5	42	50	3.4	3.2	12.1	1.9	54	75	5.2	3.7	14.0	2.6	74	30	21	20	1.4	14	36	17	43	21	53	6	1.8					
AF1020SS	18	1.2	1.5	5.7	1.0	28	32	2.2	1.8	6.8	1.5	42	46	3.2	2.0	7.6	1.9	54	60	4.1	2.2	8.3	2.3	65	85	5.9	2.8	10.6	3.0	85	50	34	40	2.8	16	41	19	48	26	66	7	2.1					
AF1030SS	20	1.4	1.3	4.9	1.1	31	36	2.5	1.4	5.3	1.7	48	50	3.4	1.6	6.1	2.1	59	70	4.8	1.4	5.3	2.8	79	95	6.6	2.1	7.9	3.6	102	80	55	60	4.1	16	41	21	53	29	74	8	2.4					
AF1040SS	16	1.1	4.5	17.0	2.0	57	28	1.9	6.0	22.7	2.8	79	48	2.9	7.0	26.5	3.5	99	46	3.2	8.5	32.2	4.0	113	65	4.5	11.0	41.6	5.3	150	20	14	10	0.7	11	28	14	36	19	48	10	3.0					
AF1050SS	20	1.4	3.3	12.5	2.4	68	32	2.2	5.0	18.9	3.1	88	42	2.6	6.4	24.2	3.8	108	52	3.6	7.5	28.4	4.5	127	70	4.8	10.0	37.9	5.7	161	42	29	30	1.4	15	38	17	43	23	58	11	3.4					
AF1010SS	24	1.7	2.4	9.1	2.7	76	34	2.3	4.5	17.0	3.3	93	46	3.2	5.5	20.8	4.1	116	58	4.0	6.3	23.8	4.9	139	80	5.5	8.0	30.3	6.4	181	54	37	40	2.8	19	48	25	64	33	84	14	4.3					
AF1020SS	28	1.9	1.5	5.7	3.1	88	36	2.5	3.9	14.8	3.5	99	48	3.3	5.1	19.3	4.4	125	60	4.1	6.0	22.7	5.2	147	90	6.2	6.4	24.2	7.2	204	75	52	60	4.1	20	51	26	66	35	89	15	4.6					
AF1030SS	12	0.8	8.1	30.7	1.4	40	22	1.5	12.0	45.4	1.9	54	34	2.3	13.1	49.6	2.7	76	46	3.2	14.3	54.1	3.4	96	65	4.5	18.9	63.3	4.5	127	32	2.2	20	1.4	15	38	18	46	24	61	10	3.0					
AF1040SS	16	1.1	5.9	22.3	1.8	51	30	2.1	7.1	26.9	2.7	76	42	2.9	8.9	33.7	3.4	96	54	3.7	10.3	39.0	4.1	116	80	5.5	11.9	45.0	5.9	167	46	3.2	30	2.1	17	43	23	58	30	76	12	3.7					
AF1050SS	18	1.2	5.0	18.9	2.0	57	34	2.3	5.6	21.2	3.1	88	48	3.3	6.3	23.8	4.1	116	60	4.2	8.5	32.2	6.8	193	66	3.9	4.0	2.8	20	51	25	64	34	86	15	4.6											
AF1010SS	22	1.5	3.3	12.5	2.4	68	38	2.6	4.1	15.5	3.5	99	52	3.6	5.0	18.9	4.5	127	70	4.8	4.6	17.4	5.8	164	100	6.9	6.0	22.7	7.9	224	58	40	42.0	15.9	5.5	156	14	10	0.7	14	36	18	46	23	58	10	3.0
AF1020SS	14	1.0	8.8	33.3	2.0	68	26	1.8	11.5	43.5	4.3	122	34	2.3	20.8	78.7	4.6	130	42	2.9	30.0	114	4.8	136	58	4.0	42.0	15.9	5.5	156	14	10	0.7	14	36	18	46	24	61	10	3.0						
AF1030SS	16	1.1	5.9	20.1	3.7	85	28	1.9	7.8	29.5	4.9	139	36	2.5	17.0	64.3	4.9	139	46	3.2	25.0	77.6	6.1	173	65	4.5	30.0	114	6.8	193	38	26	30	1.2	16	41	20	51	25	64	14	4.0					
AF1040SS	18	1.2	5.0	18.9	2.0	57	40	2.8	9.0	34.1	6.1	173	50	3.4	13.5	51.1	7.3	207	70	4.8	11.0	21.9	5.7	246	88	3.3	4.0	2.8	17	43	20	51	27	69	18	5.5											
AF1050SS	20	1.4	3.3	12.5	2.4	68	42	2.9	6.3	23.8	7.0	198	54	3.7	5.5	28.4	8.4	238	80	5.5	8.5	32.2	11.2	317	100	4.8	6.0	41	17	43	20	51	23	59	29	74	19	5.8									

External Mix Round Pattern



Model: ER1010SS
Material: Type 303 Stainless Steel



Model: ER1020SS
Material: Type 303 Stainless Steel



Model: ER1030SS
Material: Type 303 Stainless Steel



Model: ER1040SS
Material: Type 303 Stainless Steel




Model: ER1050SS
Material: Type 303 Stainless Steel

Model ER1010SS, ER1020SS, ER1030SS, ER1040SS and ER1050SS

External mix round pattern nozzles are great where a high volume of liquid is needed over a specific area or general area, but not in a flat pattern. Applications include spot treatments of parts, covering irregularly shaped objects or covering a container of parts with a heavy coat. They are also an excellent choice for controlling heavy dust and particulates. Since they are external mix, airflow and liquid flow can be controlled independently.

For pressure fed applications with independent air and liquid control.

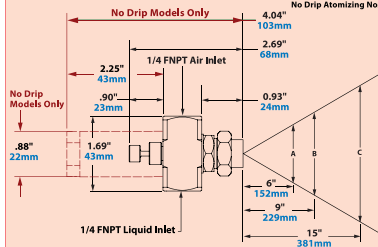


(2) Model ER1020SS atomizing nozzles are used to apply a fire retardant coating to wood trim.

Dimensions and Airflow Pattern



No Drip Only Dimensions in Red See page 68 for No Drip Atomizing Nozzles



Model	3 PSI/0.2 BAR Liquid			5 PSI/0.3 BAR Liquid			10 PSI/0.7 BAR Liquid			20 PSI/1.4 BAR Liquid			40 PSI/2.8 BAR Liquid			Spray Dimensions									
	Air Pressure PSI/BAR	GPH/LPH	SCFM/SLPM	Air Pressure PSI/BAR	GPH/LPH	SCFM/SLPM	Air Pressure PSI/BAR	GPH/LPH	SCFM/SLPM	Air Pressure PSI/BAR	GPH/LPH	SCFM/SLPM	Air Pressure PSI/BAR	GPH/LPH	SCFM/SLPM	Pressure Air PSI/BAR	Liquid PSI/BAR	Width			Max. Depth feet/m				
																		A	B	C					
																		in	cm	in	cm	in	cm		
ER1010SS	5 0.3	10 0.7	20 1.4	5 0.3	10 0.7	20 1.4	10 0.7	1.9 7.2	1.3 36.8	20 1.4	2.7 10.2	1.9 53.8	20 1.4	3.8 14.4	1.9 53.8	10 0.7	3.0 11.4	10 0.7	3.0 11.4	10 0.7	3.0 11.4	10 0.7	3.0 11.4	9 2.7	
	10 0.7	1.0 3.8	1.3 36.8	10 0.7	1.3 36.8	20 1.4	1.9 53.8	20 1.4	1.9 53.8	40 2.8	2.7 10.2	3.0 85.0	40 2.8	3.8 14.4	3.0 85.0	10 0.7	3.0 11.4	10 0.7	3.0 11.4	10 0.7	3.0 11.4	10 0.7	3.0 11.4	16.0 4.0	
	20 1.4	1.9 53.8	3.0 85.0	20 1.4	2.4 68.0	40 2.8	3.0 85.0	40 2.8	3.0 85.0	80 5.6	2.7 10.2	4.1 116	80 5.6	4.1 116	4.1 116	10 0.7	3.0 11.4	10 0.7	3.0 11.4	10 0.7	3.0 11.4	10 0.7	3.0 11.4	13.0 3.3	
	40 2.8	3.0 85.0	6.0 41.1	40 2.8	3.9 95.1	60 41.1	4.1 116	60 41.1	4.1 116	90 62.1	2.7 10.2	5.7 161	90 62.1	5.7 161	5.7 161	10 0.7	3.0 11.4	10 0.7	3.0 11.4	10 0.7	3.0 11.4	10 0.7	3.0 11.4	17.0 4.3	
ER1020SS	6 0.4	10 0.7	20 1.4	6 0.4	10 0.7	20 1.4	10 0.7	4.3 16.3	1.3 36.8	20 1.4	8.6 32.6	1.9 53.8	20 1.4	12.9 48.2	3.0 85.0	10 0.7	3.0 11.4	10 0.7	3.0 11.4	10 0.7	3.0 11.4	10 0.7	3.0 11.4	10 0.7	3.0 11.4
	10 0.7	1.3 36.8	2.4 68.0	10 0.7	1.8 51.0	20 1.4	1.9 53.8	20 1.4	1.9 53.8	40 2.8	2.7 10.2	3.1 87.8	40 2.8	3.1 87.8	3.1 87.8	10 0.7	3.0 11.4	10 0.7	3.0 11.4	10 0.7	3.0 11.4	10 0.7	3.0 11.4	12.0 3.0	
	20 1.4	1.9 53.8	3.2 121	20 1.4	3.1 87.8	40 2.8	4.3 16.3	40 2.8	4.3 16.3	80 5.6	2.7 10.2	4.1 116	80 5.6	4.1 116	4.1 116	10 0.7	3.0 11.4	10 0.7	3.0 11.4	10 0.7	3.0 11.4	10 0.7	3.0 11.4	15.0 3.8	
	40 2.8	3.6 102	6.0 41.1	40 2.8	4.1 116	60 41.1	4.1 116	60 41.1	4.1 116	90 62.1	2.7 10.2	5.9 167	90 62.1	5.9 167	5.9 167	10 0.7	3.0 11.4	10 0.7	3.0 11.4	10 0.7	3.0 11.4	10 0.7	3.0 11.4	16.0 4.1	
ER1030SS	10 0.7	4.0 116	10 0.7	10 0.7	4.0 116	15 1.0	15 1.0	15 1.0	15 1.0	20 1.4	10 0.7	4.9 139	20 1.4	10 0.7	4.9 139	10 0.7	3.0 11.4	10 0.7	3.0 11.4	10 0.7	3.0 11.4	10 0.7	3.0 11.4	14.0 3.6	
	20 1.4	8.0 232	16 0.7	20 1.4	8.0 232	30 2.1	30 2.1	30 2.1	30 2.1	40 2.8	10 0.7	7.7 218	40 2.8	10 0.7	7.7 218	10 0.7	3.0 11.4	10 0.7	3.0 11.4	10 0.7	3.0 11.4	10 0.7	3.0 11.4	18.0 4.6	
	40 2.8	16 0.7	20 1.4	40 2.8	16 0.7	30 2.1	7.6 28.8	30 2.1	7.6 28.8	60 41.1	10 0.7	11.2 317	60 41.1	10 0.7	11.2 317	10 0.7	3.0 11.4	10 0.7	3.0 11.4	10 0.7	3.0 11.4	10 0.7	3.0 11.4	21.0 5.3	
	80 5.6	32 0.4	40 2.8	80 5.6	32 0.4	60 41.1	11.2 317	60 41.1	11.2 317	90 62.1	10 0.7	15.4 433	90 62.1	10 0.7	15.4 433	10 0.7	3.0 11.4	10 0.7	3.0 11.4	10 0.7	3.0 11.4	10 0.7	3.0 11.4	24.0 6.1	
ER1040SS	15 1.0	4.9 139	20 1.4	15 1.0	6.0 30.3	20 1.4	20 1.4	20 1.4	20 1.4	30 2.1	10 0.7	15.4 433	30 2.1	10 0.7	15.4 433	10 0.7	3.0 11.4	10 0.7	3.0 11.4	10 0.7	3.0 11.4	10 0.7	3.0 11.4	22.0 5.6	
	30 2.1	9.8 278	40 2.8	30 2.1	11.7 331	40 2.8	40 2.8	40 2.8	40 2.8	60 41.1	10 0.7	22.3 631	60 41.1	10 0.7	22.3 631	10 0.7	3.0 11.4	10 0.7	3.0 11.4	10 0.7	3.0 11.4	10 0.7	3.0 11.4	27.0 6.9	
	60 41.1	23 0.4	40 2.8	60 41.1	23 0.4	60 41.1	11.2 317	60 41.1	11.2 317	90 62.1	10 0.7	31.1 902	90 62.1	10 0.7	31.1 902	10 0.7	3.0 11.4	10 0.7	3.0 11.4	10 0.7	3.0 11.4	10 0.7	3.0 11.4	33.0 8.4	
	120 8.4	46 0.8	60 41.1	120 8.4	46 0.8	80 5.6	15.4 433	80 5.6	15.4 433	120 8.4	10 0.7	43.8 1226	120 8.4	10 0.7	43.8 1226	10 0.7	3.0 11.4	10 0.7	3.0 11.4	10 0.7	3.0 11.4	10 0.7	3.0 11.4	39.0 10.0	
ER1050SS	40 2.8	14.0 396	55 3.8	40 2.8	18.0 510	65 4.5	65 4.5	65 4.5	65 4.5	80 5.6	10 0.7	25.3 716	80 5.6	10 0.7	25.3 716	10 0.7	3.0 11.4	10 0.7	3.0 11.4	10 0.7	3.0 11.4	10 0.7	3.0 11.4	25.0 6.4	
	80 5.6	28 0.8	60 41.1	80 5.6	36 0.9	80 5.6	22.3 631	80 5.6	22.3 631	120 8.4	10 0.7	36.6 1029	120 8.4	10 0.7	36.6 1029	10 0.7	3.0 11.4	10 0.7	3.0 11.4	10 0.7	3.0 11.4	10 0.7	3.0 11.4	30.0 7.6	
	160 10.1	56 1.5	80 5.6	160 10.1	56 1.5	120 8.4	31.1 902	120 8.4	31.1 902	160 10.1	10 0.7	50.8 1424	160 10.1	10 0.7	50.8 1424	10 0.7	3.0 11.4	10 0.7	3.0 11.4	10 0.7	3.0 11.4	10 0.7	3.0 11.4	36.0 9.1	
	320 20.2	112 317	120 8.4	320 20.2	112 317	160 10.1	43.8 1226	160 10.1	43.8 1226	240 40.3	10 0.7	91.6 2559	240 40.3	10 0.7	91.6 2559	10 0.7	3.0 11.4	10 0.7	3.0 11.4	10 0.7	3.0 11.4	10 0.7	3.0 11.4	42.0 10.7	

Note: When air pressure is 10x or more than liquid pressure, liquid flow may diminish.

Atomizing Nozzles

External Mix Narrow Angle Flat Fan Pattern



Model: EF1010SS

Material: Type 303 Stainless Steel



Model: EF1020SS

Material: Type 303 Stainless Steel



Model: EF1030SS

Material: Type 303 Stainless Steel



Model: EF1040SS

Material: Type 303 Stainless Steel

Model EF1010SS, EF1020SS, EF1030SS and EF1040SS

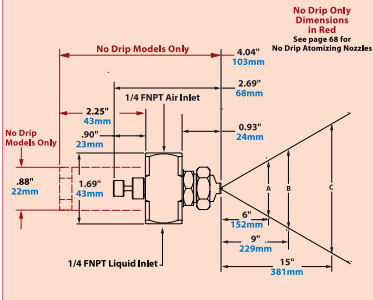
External mix narrow angle flat fan pattern nozzles are great where a high volume of liquid is needed over a concentrated area. Since they are external mix, airflow and liquid flow can be controlled independently. External mix narrow angle flat fan pattern nozzles are the best choice where thicker liquids for a heavy coating are needed over a narrow band, such as a paint line.

For pressure fed applications with independent air and liquid control.



A Model EF1020SS is used to supply humidification for a corrosion test chamber.

Dimensions and Airflow Pattern



No Drip Only
Dimensions
in Red
See page 68 for
No Drip Atomizing Nozzles

Model	3 PSI/0.2 BAR Liquid			5 PSI/0.3 BAR Liquid			10 PSI/0.7 BAR Liquid			20 PSI/1.4 BAR Liquid			40 PSI/2.8 BAR Liquid			Spray Dimensions																									
	Air Pressure PSI/ BAR	GPH/ LPH	SCFM/ SLPM	Air Pressure PSI/ BAR	GPH/ LPH	SCFM/ SLPM	Air Pressure PSI/ BAR	GPH/ LPH	SCFM/ SLPM	Air Pressure PSI/ BAR	GPH/ LPH	SCFM/ SLPM	Air Pressure PSI/ BAR	GPH/ LPH	SCFM/ SLPM	Pressure		Width			Max. Depth feet/in																				
	in	cm	in	in	cm	in	cm	in	cm	in	cm	in	cm	in	cm	A	B	C																							
EF1010SS	5	0.3		0.8	22.7	1.0	0.7	1.0	28.3	15	1.0		1.3	36.8	25	1.7	1.8	51.0	45	3.1	2.7	76.5	5	0.3	0.2	4.0	10.2	5.8	14.7	9.5	24.1	6	1.8								
	10	0.7		1.0	28.3	2.0	1.4	1.5	42.5	25	1.7		1.8	51.0	40	2.8	2.5	70.8	60	4.1	3.4	96.3	25	1.7	0.5	0.3	6.0	15.2	10.0	25.4	14.0	35.6	14	4.3							
	20	1.4	1.0	3.8	1.5	42.5	4.0	2.8	2.0	56.6	40	2.8		2.5	70.8	60	4.1	4.7	133	95	6.5	5.1	144	75	5.2	4.0	2.8	6.5	16.5	9.5	24.1	13.0	33.0	18	5.5						
EF1020SS	10	0.7		1.0	28.3	1.5	1.0	1.3	36.8	20	1.4		1.5	42.5	35	2.4	2.2	62.3	50	3.4	2.9	82.1	10	0.7	0.2	0.4	0.5	11.4	7.0	17.8	11.0	27.9	9	2.7							
	20	1.4	1.5	42.5	2.5	1.7	1.8	51.0	30	2.1			2.0	56.6	50	3.4	2.9	82.1	60	4.1	3.4	96.3	30	2.1	0.5	0.3	6.0	15.2	10.0	25.4	14.0	35.6	14	4.3							
	30	2.1	2.5	9.5	2.0	56.6	4.0	2.8	2.5	70.8	50	3.4	4.3	16.3	29	8.21	70	4.8	3.8	108	80	5.5	5.9	22.3	3.8	10.8	8.0	5.5	12.5	28.4	6.0	4.1	2.4	4.3	12.2	17.0	11.0	27.9	16.0	40.6	17
EF1030SS	10	0.7		1.0	28.3	1.5	1.0	1.3	36.8	20	1.4		1.5	42.5	35	2.4	2.2	62.3	50	3.4	2.9	82.1	10	0.7	0.2	0.4	0.5	11.4	7.0	17.8	11.0	27.9	9	2.7							
	20	1.4	1.5	42.5	2.5	1.7	1.8	51.0	30	2.1			2.0	56.6	50	3.4	2.9	82.1	60	4.1	3.4	96.3	30	2.1	0.5	0.3	6.0	15.2	10.0	25.4	14.0	35.6	14	4.3							
	30	2.1	2.5	9.5	2.0	56.6	4.0	2.8	2.5	70.8	50	3.4	4.3	16.3	29	8.21	70	4.8	3.8	108	80	5.5	5.9	22.3	3.8	10.8	8.0	5.5	12.5	28.4	6.0	4.1	2.4	4.3	12.2	17.0	11.0	27.9	16.0	40.6	17
EF1040SS	10	0.7		1.0	28.3	1.5	1.0	1.3	36.8	20	1.4		1.5	42.5	35	2.4	2.2	62.3	50	3.4	2.9	82.1	10	0.7	0.2	0.4	0.5	11.4	7.0	17.8	11.0	27.9	9	2.7							
	20	1.4	1.5	42.5	2.5	1.7	1.8	51.0	30	2.1			2.0	56.6	50	3.4	2.9	82.1	60	4.1	3.4	96.3	30	2.1	0.5	0.3	6.0	15.2	10.0	25.4	14.0	35.6	14	4.3							
	30	2.1	2.5	9.5	2.0	56.6	4.0	2.8	2.5	70.8	50	3.4	4.3	16.3	29	8.21	70	4.8	3.8	108	80	5.5	5.9	22.3	3.8	10.8	8.0	5.5	12.5	28.4	6.0	4.1	2.4	4.3	12.2	17.0	11.0	27.9	16.0	40.6	17

External Mix Wide Angle Flat Fan Pattern



Model: EB1010SS

Material: Type 303 Stainless Steel



Model EB1010SS, EB1020SS, EB1030SS and EB1040SS

External mix wide angle flat fan pattern nozzles are great where a high volume of liquid is needed over a wide area such as a conveyor line. Because they are external mix, airflow and liquid flow can be controlled independently. Common applications are those which require a moderate application of liquid over a broad area, such as cooling or coating wide webs.



Model: EB1020SS

Material: Type 303 Stainless Steel



For pressure fed applications with independent air and liquid control.



Model: EB1030SS

Material: Type 303 Stainless Steel

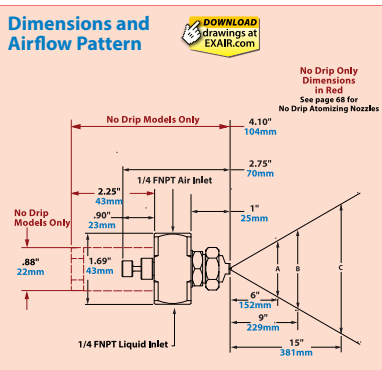


(2) Model EB1040SS nozzles are used to rinse wine bottles after capping.



Model: EB1040SS

Material: Type 303 Stainless Steel



Spray Nozzles

Model	3 PSI/0.2 BAR Liquid			5 PSI/0.3 BAR Liquid			10 PSI/0.7 BAR Liquid			20 PSI/1.4 BAR Liquid			40 PSI/2.8 BAR Liquid			Spray Dimensions																								
	Air Pressure	GPH/SLPM	SCFM/SLPM	Air Pressure	GPH/SLPM	SCFM/SLPM	Air Pressure	GPH/SLPM	SCFM/SLPM	Air Pressure	GPH/SLPM	SCFM/SLPM	Air Pressure	GPH/SLPM	SCFM/SLPM	Pressure		Width			Max. Depth																			
	PSI/BAR	LPH	SLPM	PSI/BAR	LPH	SLPM	PSI/BAR	LPH	SLPM	PSI/BAR	LPH	SLPM	PSI/BAR	LPH	SLPM	Air PSI/BAR	Liquid PSI/BAR	A	B	C		feet/m																		
EB1010SS	5	0.3		0.9	25.5		5	0.3		0.9	25.5		8	0.6		1.1	31.1	10	0.7	1.3	36.8	15	1.0	1.7	48.1	10	0.7	5	0.3	8.0	20.3	11.0	27.9	14.0	35.6	9	2.7			
	8	0.6	1.0	3.8	1.1	31.1	10	0.7	1.4	5.3	1.3	36.8	10	0.7	1.9	7.2	1.3	36.8	20	1.4	2.0	56.6	20	1.4	2.0	56.6	20	1.4	2.0	56.6	20	1.4	2.0	56.6	20	1.4	2.0	56.6	11	3.4
	15	1.0			1.7	48.1	20	1.4	2.0	56.6	30	2.1	2.6	73.6	35	2.4	2.6	73.6	30	2.1	3.0	85.0	35	2.4	3.0	85.0	25	1.7	40	2.8	11.0	27.9	15.0	38.1	21.0	50.8	13	4.0		
EB1020SS	6	0.4			1.0	28.3	6	0.4	1.0	28.3	6	0.4	1.0	28.3	10	0.8	1.0	28.3	10	0.8	1.3	36.8	20	1.4	2.0	56.6	8	0.6	5	0.3	11.0	27.9	16.0	40.6	19.0	48.3	8	2.4		
	10	0.7	2.5	9.5	1.1	31.1	8	0.6	1.1	31.1	8	0.6	1.1	31.1	12	0.8	1.1	31.1	12	0.8	1.5	42.5	20	1.4	2.0	56.6	5.9	22.3	15	10.0	21.4	11.0	27.9	16.0	40.6	21.0	53.3	11	3.4	
	8	0.6			1.1	31.1	9	0.6	1.2	34.0	10	0.7	1.3	36.8	12	0.8	1.3	36.8	12	0.8	1.5	42.5	20	1.4	2.0	56.6	5.9	22.3	20	1.4	12.0	30.5	17.0	43.2	22.0	55.9	12	3.7		
EB1030SS	8	0.6			3.4	96.3	10	0.7	3.8	108	15	1.0	4.8	136	35	2.4	4.8	136	35	2.4	8.4	238	50	3.4	11.0	31.1	15	10	3	0.2	11.0	27.9	17.0	43.2	21.0	53.3	13	4.0		
	15	1.0	4.4	16.7	4.8	136	20	1.4	5.9	167	25	1.7	7.6	215	45	3.1	7.6	215	45	3.1	10.1	286	65	4.5	12.3	348	25	1.7	10	1.4	13.0	33.0	18.0	48.3	24.0	61.0	21	6.4		
	20	1.4			5.9	167	25	1.7	7.6	215	35	2.4	7.6	215	35	2.4	7.6	215	35	2.4	11.7	331	85	5.9	15.7	445	60	4.1	30	2.1	14.0	35.6	18.0	45.7	24.0	61.0	26	7.9		
EB1040SS	25	1.7			6.7	190	30	2.1	7.6	215	40	2.8	9.3	263	60	4.8	9.3	263	60	4.8	12.0	340	95	6.5	16.8	476	70	4.8	40	2.8	14.0	35.6	18.0	45.7	24.0	61.0	30	9.1		
	10	0.7			3.8	108	15	1.0	4.8	136	25	1.7	6.7	190	45	3.1	6.7	190	45	3.1	10.1	286	75	5.2	13.7	388	30	2.1	5	0.3	13.0	33.0	19.0	48.3	24.0	61.0	17	5.2		
	15	1.0			4.8	136	20	1.4	5.9	167	30	2.1	7.6	215	50	3.4	7.6	215	50	3.4	11.0	311	85	5.9	15.7	445	65	4.5	20	1.4	15.0	38.1	21.0	53.3	27.0	68.6	23	7.0		
20	1.4	10.0	37.9	5.9	167	30	2.1	7.6	215	40	2.8	9.3	263	70	4.8	9.3	263	70	4.8	13.4	379	95	6.5	16.8	476	80	5.5	20	1.4	15.0	38.1	22.0	55.9	28.0	71.1	26	7.9			
25	1.7			6.7	190	35	2.4	8.4	238	45	3.1	8.4	238	45	3.1	8.4	238	45	3.1	14.8	419	100	6.9	18.4	518	90	6.2	40	2.8	16.0	40.6	22.0	55.9	28.0	71.1	26	7.9			

Aatomizing Nozzles

Siphon Fed Round Pattern



Model: SR1010SS
Material: Type 303 Stainless Steel

Model SR1010SS, SR1020SS, SR1030SS and SR1040SS

Siphon fed round pattern nozzles are great where no liquid pressure is available and a thin coating is needed at a specific area. Flow rate is adjustable via the adjusting valve. Siphon nozzles work best with a suction height of 36" or less. Since these nozzles are siphon fed, the compressed airflow draws the liquid in and mixes it internally. Liquid flow is dependent both on the gravity or suction height and the airflow. Siphon fed round pattern nozzles provide the most liquid flow of any siphon fed nozzle.



Model: SR1020SS
Material: Type 303 Stainless Steel

Siphon or gravity fed for non-pressurized applications.



Model: SR1030SS
Material: Type 303 Stainless Steel



The SR1020SS has a focused, round pattern for precision application of coatings or coolant.

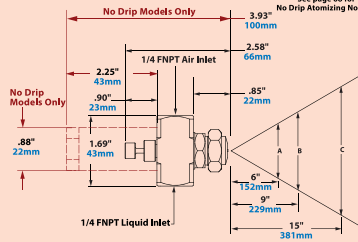


Model: SR1040SS
Material: Type 303 Stainless Steel

Dimensions and Airflow Pattern



No Drip Only Dimensions in Red
See page 68 for No Drip Atomizing Nozzles



Liquid Flow in GPH/LPH

Spray Dimensions at 8" Siphon Height

Model	Air		Gravity Head					Siphon Height									Air		Width			Max. Depth feet/m								
	Pressure PSI/BAR	SCFM/SLPM	18"	46cm	12"	30cm	6"	15cm	4"	10cm	8"	12"	30cm	24"	61cm	36"	91cm	Pressure PSI/BAR	A	B	C									
SR1010SS	10	0.7	0.5	14.2	0.6	2.3	0.5	1.9	0.4	1.5	0.2	0.8	0.2	0.8	---	---	---	10	0.7	2.5	6	4.0	10	5.8	15	7	2.1			
	20	1.4	0.7	19.8	0.6	2.3	0.6	2.3	0.5	1.9	0.4	1.5	0.3	1.1	---	---	---	20	1.4	3.3	8	4.3	11	6.0	15	9	2.7			
	40	2.8	1.2	34.0	0.7	2.6	0.7	2.6	0.6	2.3	0.5	1.9	0.4	1.5	0.3	1.1	0.2	0.8	40	2.8	3.8	10	5.0	13	6.8	17	10	3.0		
SR1020SS	10	0.7	0.7	19.8	1.1	4.2	0.9	3.4	0.8	3.0	0.5	1.9	0.4	1.5	0.3	1.1	---	---	10	0.7	3.3	8	4.8	12	6.8	17	9	2.7		
	20	1.4	1.1	31.1	1.3	4.9	1.1	4.2	1.0	3.8	0.8	3.0	0.7	2.6	0.6	2.3	0.3	1.1	---	---	20	1.4	3.5	9	5.0	13	7.0	18	11	3.4
	40	2.8	1.7	48.1	1.6	6.1	1.5	5.7	1.4	5.3	1.2	4.5	1.0	3.8	1.0	3.8	0.7	2.6	0.4	1.5	40	2.8	3.8	10	5.5	14	7.5	19	14	4.3
SR1030SS	10	0.7	0.7	19.8	1.1	4.2	0.9	3.4	0.8	3.0	0.5	1.9	0.4	1.5	0.3	1.1	---	---	10	0.7	3.3	8	4.8	12	6.8	17	9	2.7		
	20	1.4	1.1	31.1	1.3	4.9	1.1	4.2	1.0	3.8	0.8	3.0	0.7	2.6	0.6	2.3	0.3	1.1	---	---	20	1.4	3.5	9	5.0	13	7.0	18	11	3.4
	40	2.8	1.7	48.1	1.6	6.1	1.5	5.7	1.4	5.3	1.2	4.5	1.0	3.8	1.0	3.8	0.7	2.6	0.4	1.5	40	2.8	3.8	10	5.5	14	7.5	19	14	4.3
SR1040SS	10	0.7	0.7	19.8	1.1	4.2	0.9	3.4	0.8	3.0	0.5	1.9	0.4	1.5	0.3	1.1	---	---	10	0.7	3.3	8	4.8	12	6.8	17	9	2.7		
	20	1.4	1.1	31.1	1.3	4.9	1.1	4.2	1.0	3.8	0.8	3.0	0.7	2.6	0.6	2.3	0.3	1.1	---	---	20	1.4	3.5	9	5.0	13	7.0	18	11	3.4
	40	2.8	1.7	48.1	1.6	6.1	1.5	5.7	1.4	5.3	1.2	4.5	1.0	3.8	1.0	3.8	0.7	2.6	0.4	1.5	40	2.8	3.8	10	5.5	14	7.5	19	14	4.3
SR1010SS	60	4.1	1.6	45.3	0.8	3.0	0.8	3.0	0.7	2.6	0.6	2.3	0.5	1.9	0.5	1.9	0.4	1.5	0.2	0.8	60	4.1	3.8	10	5.0	13	6.8	17	11	3.4
	60	4.1	2.3	65.0	1.9	7.2	1.7	6.4	1.6	6.1	1.4	5.3	1.2	4.5	1.2	4.5	0.9	3.4	0.5	1.9	60	4.1	4.0	10	5.8	15	8.0	20	16	4.9
	60	4.1	3.3	90.6	2.8	10.0	2.3	9.0	2.1	8.5	2.5	9.5	1.8	6.8	1.3	4.9	0.3	1.1	---	---	60	4.1	3.8	10	5.5	14	7.5	19	13	4.0
SR1020SS	60	4.1	2.3	65.0	1.9	7.2	1.7	6.4	1.6	6.1	1.4	5.3	1.2	4.5	1.2	4.5	0.9	3.4	0.5	1.9	60	4.1	4.0	10	5.8	15	8.0	20	16	4.9
	60	4.1	3.3	90.6	2.8	10.0	2.3	9.0	2.1	8.5	2.5	9.5	1.8	6.8	1.3	4.9	0.3	1.1	---	---	60	4.1	3.8	10	5.5	14	7.5	19	13	4.0
	60	4.1	4.3	122	5.5	20.8	4.9	18.5	4.5	17.0	3.7	14.0	3.4	12.9	3.1	11.7	1.9	7.2	1.5	5.7	60	4.1	3.8	10	5.5	14	8.0	20	15	4.6
SR1030SS	60	4.1	3.3	90.6	2.8	10.0	2.3	9.0	2.1	8.5	2.5	9.5	1.8	6.8	1.3	4.9	0.3	1.1	---	---	60	4.1	3.8	10	5.5	14	8.0	20	15	4.6
	60	4.1	4.3	122	5.5	20.8	4.9	18.5	4.5	17.0	3.7	14.0	3.4	12.9	3.1	11.7	1.9	7.2	1.5	5.7	60	4.1	3.8	10	5.5	14	8.0	20	15	4.6
	60	4.1	5.6	158	5.8	22.0	5.3	20.1	4.9	18.5	4.1	15.5	3.9	14.8	3.7	14.0	2.6	9.8	1.7	6.4	60	4.1	4.0	10	5.8	15	8.3	21	18	5.5
SR1040SS	60	4.1	5.6	158	5.8	22.0	5.3	20.1	4.9	18.5	4.1	15.5	3.9	14.8	3.7	14.0	2.6	9.8	1.7	6.4	60	4.1	4.0	10	5.8	15	8.3	21	18	5.5
	30	2.1	5.7	161	12.3	46.6	11.0	41.6	9.3	35.2	6.3	23.8	5.3	20.1	4.5	17.0	0.6	2.3	---	---	30	2.1	4.8	12	6.5	17	8.8	22	19	5.8
	40	2.8	6.9	195	13.0	49.2	11.8	44.7	10.0	37.9	7.3	27.6	6.5	24.6	5.5	20.8	1.5	5.7	0.3	1.1	40	2.8	5.2	13	7.0	18	9.3	24	21	6.4
SR1040SS	60	4.1	9.5	269	14.3	54.1	13.0	49.2	11.5	43.5	8.5	32.2	7.5	28.4	6.5	24.6	2.3	8.7	1.5	5.7	60	4.1	5.5	14	7.5	19	9.8	25	24	7.3
	80	5.5	12.0	340	15.0	56.8	13.5	51.1	12.5	47.3	9.5	36.0	8.5	32.2	7.5	28.4	3.5	13.2	1.9	7.2	80	5.5	5.8	15	7.8	20	10.0	25	27	8.2

Siphon Fed Flat Fan Pattern



Model SF1010SS, SF1020SS and SF1030SS

Siphon fed flat fan pattern nozzles are great where no liquid pressure is available and a thin coating is needed over a wide band. Flow rate is adjustable via the adjusting valve. Siphon nozzles work best with a suction height of 36" or less. Since these nozzles are siphon fed, the compressed airflow draws the liquid in and mixes it internally. Liquid flow is dependent both on the gravity or suction height and the airflow. Siphon fed flat fan pattern nozzles are the best choice where liquid is needed over a broad band such as a moving assembly line.

Siphon or gravity fed for non-pressurized applications.



Model: SF1010SS

Material: Type 303 Stainless Steel




Model: SF1020SS

Material: Type 303 Stainless Steel



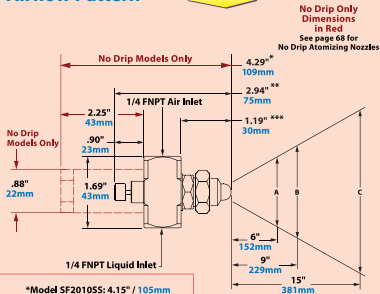
Model: SF1030SS

Material: Type 303 Stainless Steel



A Model SF1020SS is used to apply a light coating of oil to prevent sockets from rusting prior to a packaging operation.

Dimensions and Airflow Pattern



Spray Nozzles

Liquid Flow in GPH/LPH

Spray Dimensions at 8" Siphon Height

Model	Liquid Flow in GPH/LPH															Spray Dimensions at 8" Siphon Height						Max. Depth feet/m								
	Air			Gravity Head					Siphon Height							Width														
	Pressure PSI/BAR	SCFM/SLPM		18"	46cm	12"	30cm	6"	15cm	4"	10cm	8"	20cm	12"	30cm	24"	61cm	36"	91cm	Pressure PSI/BAR	A in		B in	C in						
SF1010SS	10	0.7	0.9	25.5	0.4	1.5	0.3	1.1	0.3	1.1	0.2	0.8	0.2	0.8	0.2	0.8	0.2	0.8	0.1	0.4	10	0.7	9	23	11	28	13	33	5	1.5
	20	1.4	1.3	36.8	0.4	1.5	0.3	1.1	0.3	1.1	0.3	1.1	0.3	1.1	0.3	1.1	0.2	0.8	0.2	0.8	20	1.4	10	25	12	30	14	36	6	1.8
	30	2.1	1.7	48.1	0.3	1.1	0.3	1.1	0.3	1.1	0.3	1.1	0.3	1.1	---	---	---	---	---	---	30	2.1	11	28	13	33	15	38	7	2.1
SF1020SS	20	1.4	2.3	65.1	1.2	4.5	1.1	4.2	1.0	3.8	0.9	3.4	0.8	3.0	0.8	3.0	0.6	2.3	0.5	1.9	20	1.4	10	25	14	36	19	48	6	1.8
	30	2.1	2.9	82.1	1.1	4.2	1.1	4.2	1.0	3.8	0.8	3.0	0.8	3.0	0.8	3.0	0.6	2.3	0.5	1.9	30	2.1	11	28	15	38	21	53	7	2.1
	40	2.8	3.5	99.1	1.0	3.8	0.9	3.4	0.8	3.0	0.7	2.6	0.7	2.6	0.7	2.6	0.5	1.9	0.4	1.5	40	2.8	13	33	16	41	23	58	6	1.8
	50	3.4	4.3	122	0.8	3.0	0.7	2.6	0.5	1.9	0.5	1.9	0.4	1.5	0.3	1.1	---	---	---	---	50	3.4	14	36	18	46	25	64	6	1.8
SF1030SS	20	1.4	2.2	62.3	1.8	6.8	1.6	6.1	1.5	5.7	1.4	5.3	1.4	5.3	1.3	4.9	1.1	4.2	1.0	3.8	20	1.4	9	23	11	28	15	38	8	2.4
	30	2.1	2.8	79.2	1.9	7.2	1.8	6.8	1.8	6.8	1.7	6.4	1.7	6.4	1.6	6.1	1.4	5.3	1.2	4.5	30	2.1	10	25	13	33	17	43	9	2.7
	40	2.8	3.3	93.4	1.8	6.8	1.8	6.8	1.7	6.4	1.6	6.1	1.6	6.1	1.5	5.7	1.3	4.9	1.2	4.5	40	2.8	11	28	14	36	17	43	10	3.0
	50	3.4	4.0	113	1.6	6.1	1.5	5.7	1.4	5.3	1.4	5.3	1.3	4.9	1.3	4.9	1.1	4.2	1.0	3.8	50	3.4	11	28	14	36	18	46	11	3.4

No Drip Atomizing Nozzles

No Drip Atomizing Spray Nozzles

All stainless steel construction for durability and corrosion resistance!

What Are No Drip Atomizing Nozzles?

EXAIR's no drip atomizing spray nozzles work in the same way our standard atomizing nozzles do, but have the added benefit of positively stopping liquid flow when compressed air is shut off. All models use stainless steel construction for durability and corrosion resistance.

EXAIR's no drip atomizing nozzles are available in 3 basic families:

Internal Mix:

Internal mix nozzles mix the liquid and water inside the air cap and produce the finest atomization. Internal mix nozzles can be used on liquids with a viscosity up to 300 cp. Both air and liquid sides are pressure fed. **No Drip Internal Mix Atomizing Nozzles are for pressure fed applications not requiring independent air and liquid control.**

External Mix:

External mix nozzles have the highest flow rates and allow the air and liquid flows to be adjusted independently. These nozzles are best where precise liquid flow is needed. External mix nozzles can be used on liquids with a viscosity above 300 cp. Both air and liquid sides are pressure fed. **No Drip External Mix Atomizing Nozzles are for pressure fed applications with independent air and liquid control.**

Siphon Fed:

Siphon fed nozzles require no liquid pressure and can be used with gravity fed liquids or lift liquids from a siphon height as much as 36 inches (91cm). Siphon fed nozzles can be used on liquids with a viscosity up to 200 cp. **No Drip Siphon Fed Atomizing Nozzles are siphon or gravity fed for non-pressurized applications.**

Applications

- Painting
- Coating
- Rinsing
- Cooling
- Quenching
- Wetting (moistening)
- Humidification
- Dust Control

Advantages

- No post spray drip
- Fully adjustable
- Easily used with an EFC
- Minimizes air and liquid consumption
- All stainless steel construction
- Fine atomization
- Interchangeable liquid and air caps
- Compact



Why No Drip Atomizing Nozzles?

When spraying any type of liquid, post spray liquid flow can cause big problems. Unwanted drips can ruin product finishes on painted or coated surfaces. In addition, excess liquid flow wastes precious resources such as expensive coatings, chemicals or water. EXAIR's no drip atomizing nozzles are ideal where no post-spray drip is permissible. When the compressed air supply is shut off, the no drip nozzle positively seals off the flow of liquid eliminating the possibility of drips. They can be used in any situation that our standard atomizing nozzles can be used, including Siphon Fed applications. Unlike some manufacturers, there's no need to run a separate air line to control the no drip mechanism. The same compressed air used to combine and atomize liquid in a variety of patterns is used to open a valve allowing liquid to flow. That makes these ideal for use with EXAIR's money and energy saving EFC (see page 4).

EXAIR's no drip nozzles do not change flow rates from standard atomizing nozzles. Operations that require up to 180 cycles per minute can be achieved. Minimum operating air pressure of 30 PSIG (2.1 BAR) required.



Model 901318 Mounting Bracket for atomizing nozzles is now available.

No Drip Atomizing Nozzles

No Drip Internal Mix Atomizing Nozzles are for pressure fed applications not requiring independent air and liquid control.



No Drip External Mix Atomizing Nozzles are for pressure fed applications with independent air and liquid control.



No Drip Siphon Fed Atomizing Nozzles are siphon or gravity fed for non-pressurized applications.



	Model	Description
NO DRIP INTERNAL MIX ATOMIZING NOZZLES	No Drip Internal Mix Narrow Angle Round Pattern Atomizing Nozzles	
	AN2010SS	No Drip Internal Mix Narrow Angle Round Pattern, 3.3 GPH/12.5 LPH Max
	AN2020SS	No Drip Internal Mix Narrow Angle Round Pattern, 9.9 GPH/37.5 LPH Max
	AN2030SS	No Drip Internal Mix Narrow Angle Round Pattern, 23.0 GPH/87.1 LPH Max
	AN2040SS	No Drip Internal Mix Narrow Angle Round Pattern, 66.0 GPH/250 LPH Max
	No Drip Internal Mix Wide Angle Round Pattern Atomizing Nozzles	
	AW2010SS	No Drip Internal Mix Wide Angle Round Pattern, 3.5 GPH/13.2 LPH Max
	AW2020SS	No Drip Internal Mix Wide Angle Round Pattern, 8.5 GPH/32.2 LPH Max
	AW2030SS	No Drip Internal Mix Wide Angle Round Pattern, 15.0 GPH/56.8 LPH Max
	AW2040SS	No Drip Internal Mix Wide Angle Round Pattern, 24.0 GPH/91 LPH Max
	No Drip Internal Mix Flat Fan Pattern Atomizing Nozzles	
	AF2010SS	No Drip Internal Mix Flat Fan Pattern, 3.2 GPH/12.1 LPH Max
AF2020SS	No Drip Internal Mix Flat Fan Pattern, 4.7 GPH/17.8 LPH Max	
AF2030SS	No Drip Internal Mix Flat Fan Pattern, 11.0 GPH/41.6 LPH Max	
AF2040SS	No Drip Internal Mix Flat Fan Pattern, 18.3 GPH/69.3 LPH Max	
AF2050SS	No Drip Internal Mix Flat Fan Pattern, 42.0 GPH/159 LPH Max	
NO DRIP EXTERNAL MIX ATOMIZING NOZZLES	No Drip External Mix Round Pattern Atomizing Nozzles	
	ER2010SS	No Drip External Mix Round Pattern, 3.8 GPH/14.4 LPH Max
	ER2020SS	No Drip External Mix Round Pattern, 7.5 GPH/28.4 LPH Max
	ER2030SS	No Drip External Mix Round Pattern, 14.0 GPH/53.0 LPH Max
	ER2040SS	No Drip External Mix Round Pattern, 31.0 GPH/117 LPH Max
	ER2050SS	No Drip External Mix Round Pattern, 60.0 GPH/227 LPH Max
	No Drip External Mix Narrow Angle Flat Fan Pattern Atomizing Nozzles	
	EF2010SS	No Drip External Mix Narrow Angle Flat Fan Pattern, 3.8 GPH/14.4 LPH Max
	EF2020SS	No Drip External Mix Narrow Angle Flat Fan Pattern, 7.5 GPH/28.4 LPH Max
	EF2030SS	No Drip External Mix Narrow Angle Flat Fan Pattern, 14.0 GPH/53.0 LPH Max
	EF2040SS	No Drip External Mix Narrow Angle Flat Fan Pattern, 31.0 GPH/117 LPH Max
	No Drip External Mix Wide Angle Flat Fan Pattern Atomizing Nozzles	
EB2010SS	No Drip External Mix Wide Angle Flat Fan Pattern, 3.8 GPH/14.4 LPH Max	
EB2020SS	No Drip External Mix Wide Angle Flat Fan Pattern, 7.5 GPH/28.4 LPH Max	
EB2030SS	No Drip External Mix Wide Angle Flat Fan Pattern, 14.0 GPH/53.0 LPH Max	
EB2040SS	No Drip External Mix Wide Angle Flat Fan Pattern, 31.0 GPH/117 LPH Max	
NO DRIP SIPHON FED ATOMIZING NOZZLES	No Drip Siphon Fed Round Pattern Atomizing Nozzles	
	SR2010SS	No Drip Siphon Fed Round Pattern, 0.8 GPH/3.0 LPH Max
	SR2020SS	No Drip Siphon Fed Round Pattern, 1.9 GPH/7.2 LPH Max
	SR2030SS	No Drip Siphon Fed Round Pattern, 5.8 GPH/22.0 LPH Max
	SR2040SS	No Drip Siphon Fed Round Pattern, 15.0 GPH/56.8 LPH Max
	No Drip Siphon Fed Flat Fan Pattern Atomizing Nozzles	
	SF2010SS	No Drip Siphon Fed Flat Fan Pattern, 0.8 GPH/1.5 LPH Max
	SF2020SS	No Drip Siphon Fed Flat Fan Pattern, 1.2 GPH/4.5 LPH Max
SF2030SS	No Drip Siphon Fed Flat Fan Pattern, 1.9 GPH/7.2 LPH Max	