

The first range
of bearings for extreme use
available from stock

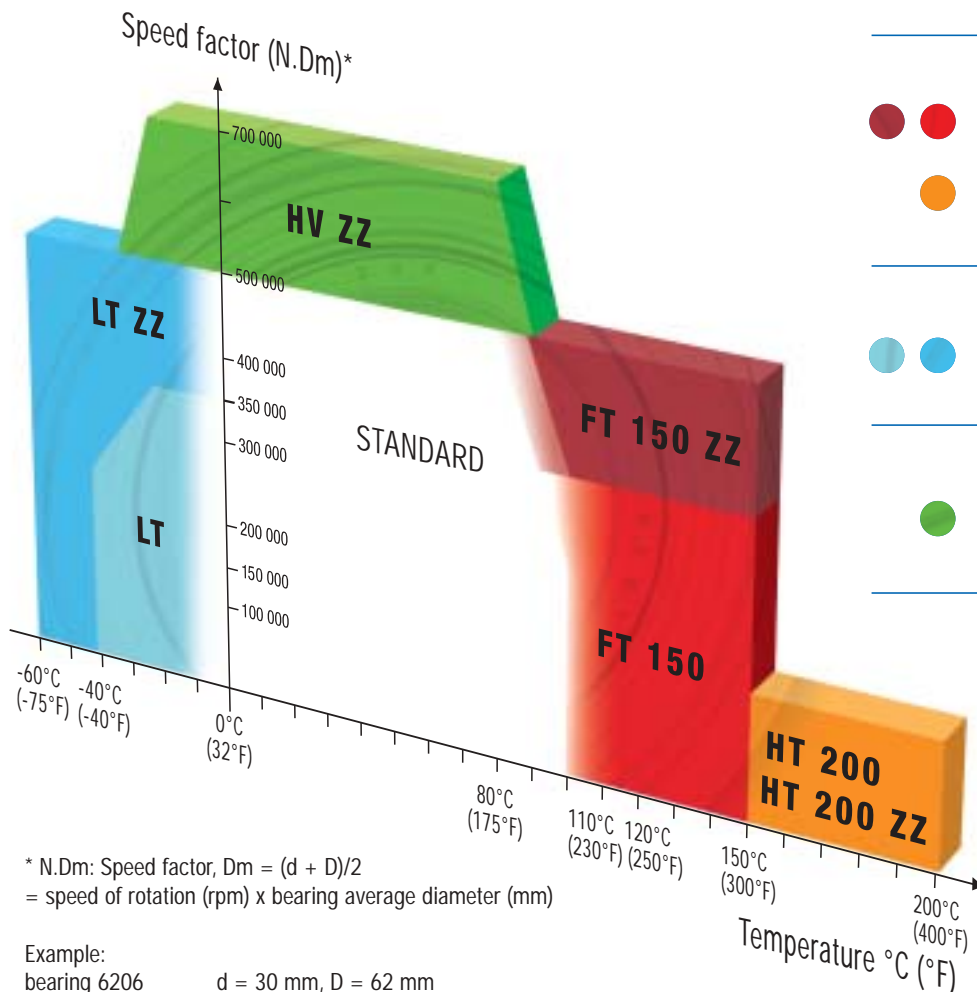
TOP LINE

SNR - Industry



A range suited

to the most demanding applications.



- High temperatures:**
 - FT series: 150°C (300°F) peak
 - up to 500 000 N.Dm
 - HT series: 200°C (400°F) peak
 - up to 150 000 N.Dm
- Low temperatures:**
 - LT series:
 - down to -60°C (-75°F)
- High speeds:**
 - HV series:
 - up to 700 000 N.Dm

* N.Dm: Speed factor, $Dm = (d + D)/2$
 = speed of rotation (rpm) x bearing average diameter (mm)

Example:
 bearing 6206 $d = 30 \text{ mm}$, $D = 62 \text{ mm}$
 $N.Dm = 46 \text{ mm} \times 10\,000 \text{ rpm} = 460\,000 \text{ N.Dm}$

**With the new SNR TOPLINE range,
 you can significantly extend bearing life**

Backed by its unique experience in the bearing field, the SNR group has developed a range of ball bearings that survive under extreme operating conditions. Indeed, new equipment is often subjected to ever increasing speed and/or operating temperature requirements... SNR's TOPLINE range now broadens the technical range of solutions provided to meet the greatest variety of applications.

■ Application examples

Electric motors, textile machines, ac generators, heating pumps, refrigeration systems, industrial ventilation, couplings, dryers, compressors, etc.



A tested and approved technical range.



Extreme conditions, extreme controls ...

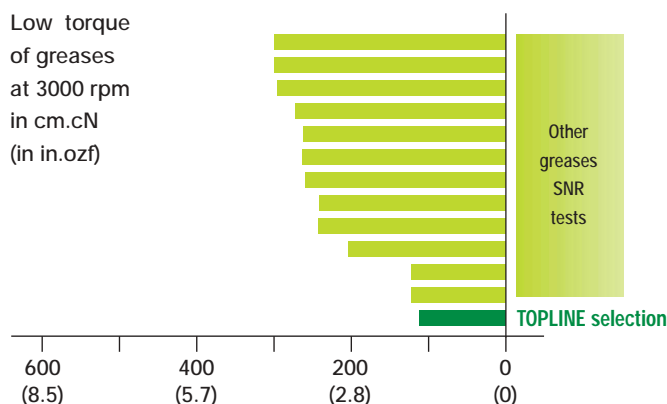
Thanks to its test center with more than 100 machines, SNR has tested all the bearings of the TOPLINE range and all their components.

Lubricant breakdown, responsible for 70% of premature bearing failures, is averted due to the selection of greases suited to the particular application conditions.

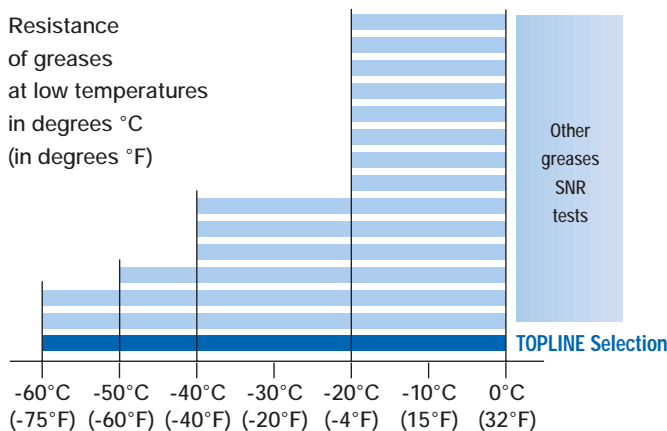
The test programs on the TOPLINE range have focused on this critical criterion through consideration of:

- physical/chemical characteristics: upper and lower operating limits, drop point, extreme pressure properties, etc.
- mechanical features: stability at various temperatures, in the presence of water, high temperature capabilities, resistance at high speed and/or low torque.
- proven performance under actual operating conditions. SNR has worked with the largest industrial manufacturers. A guarantee of reliability!

Low torque
of greases
at 3000 rpm
in cm.cN
(in in.ozf)



Resistance
of greases
at low temperatures
in degrees °C
(in degrees °F)



State-of-the-art design features.

To meet the most stringent requirements, the TOPLINE range benefits from all of SNR's latest technological innovations:

- Optimized internal geometry, with tighter tolerances and greater precision in the case of the HV series.
- Heat treatment adapted to operating conditions.
- Lubrication with grease selected to enhance operating performance.
- Two possible types of protection:
 - seals: highly effective against outside contamination and temperature for the FT and HT series, with a seal made of "viton".
 - shields: suitable for higher speeds of rotation, more cost effective.

A special range

but with the availability of standard bearings.

Straightforward and immediately available, SNR's TOPLINE range is divided into 4 families of ball bearings and covers the most stringent technical applications. It thus provides:

- wider selection,
- simplified product management,
- faster procurement.

Applications	Sealed version	Shielded version
Medium-high temperature, 150°C (300°F) peak High speed: up to 500 000 N.Dm	FT 150	FT 150 ZZ
High temperature, 200°C (400°F) peak Medium speed: up to 150 000 N.Dm	HT 200	HT 200 ZZ
Low temperature, down to -60°C (-75°F)	LT	LT ZZ
High speed, up to 700 000 N.Dm	Not available	HV ZZ

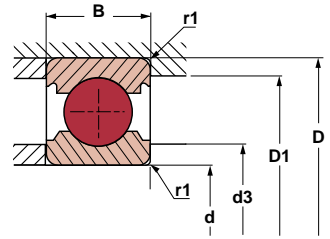


“Top-of-the- line” service for the TOPLINE range.

Our priority: be there at all times to serve you.

Test facilities, simulation software, bearing installation... SNR is on hand to advise you and assist you. Because for us, service is working closely with our customers!

When SNR places its expertise at your disposal we are there to assist you in determining the product that is best adapted to your application. With the TOPLINE range our Engineers and Technicians can now recommend a solution to provide you with the best possible performance, regardless of the challenging application conditions.



FT 150, FT 150 ZZ SERIES

Medium-high temperature (150°C (300°F) peak)
High speed (up to 500 000 N.Dm)

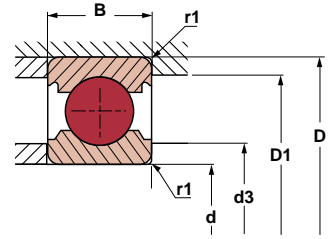
PART NUMBER	DIMENSIONS (mm)			BASIC LOAD RATING		LIMITING SPEED (rpm)	SHOULDERS AND FILLETS (mm)			WEIGHT	
	d	D	B	Cx1000 Newtons	C (lbf)		D1 min	d3 max	r1 max	(kg)	(lbs)
608 FT 150	8	22	7	3.30	700	23 000	19.30	10.50	0.30	0.012	0.026
6000 FT 150	10	26	8	4.60	1 000	19 000	23.60	12.80	0.30	0.018	0.040
6000 FT 150 ZZ	10	26	8	4.60	1 000	28 000	23.60	12.80	0.30	0.018	0.040
6200 FT 150 ZZ	10	30	9	6.00	1 400	23 000	25.80	14.60	0.60	0.031	0.067
6300 FT 150 ZZ	10	35	11	8.10	1 800	20 000	29.20	16.60	0.60	0.056	0.123
6001 FT 150	12	28	8	5.10	1 100	17 000	25.60	14.80	0.30	0.020	0.044
6201 FT 150	12	32	10	6.90	1 600	15 000	27.90	16.50	0.60	0.037	0.082
6001 FT 150 ZZ	12	28	8	5.10	1 100	25 000	25.60	14.80	0.30	0.020	0.044
6201 FT 150 ZZ	12	32	10	6.90	1 600	19 000	27.90	16.50	0.60	0.037	0.082
6301 FT 150 ZZ	12	37	11	9.70	2 200	18 000	31.30	18.10	1.00	0.062	0.137
6002 FT 150	15	32	9	5.60	1 300	14 000	29.10	18.30	0.30	0.029	0.064
6202 FT 150	15	35	11	7.70	1 700	13 000	31.00	19.60	0.60	0.046	0.101
6002 FT 150 ZZ	15	32	9	5.60	1 300	21 000	29.10	18.30	0.30	0.029	0.064
6202 FT 150 ZZ	15	35	11	7.70	1 700	19 000	31.00	19.60	0.60	0.046	0.101
6302 FT 150 ZZ	15	42	13	11.30	2 500	16 000	36.10	21.20	1.00	0.085	0.187
6003 FT 150	17	35	10	6.00	1 400	13 000	31.70	20.70	0.30	0.039	0.087
6203 FT 150	17	40	12	9.50	2 100	11 000	35.00	22.40	0.60	0.068	0.150
6303 FT 150	17	47	14	13.60	3 100	9 300	40.30	24.50	1.00	0.115	0.254
6003 FT 150 ZZ	17	35	10	6.00	1 400	19 000	31.70	20.70	0.30	0.039	0.087
6203 FT 150 ZZ	17	40	12	9.50	2 100	17 000	35.00	22.40	0.60	0.068	0.150
6303 FT 150 ZZ	17	47	14	13.60	3 100	14 000	40.30	24.50	1.00	0.115	0.254
6004 FT 150	20	42	12	9.40	2 100	10 000	37.10	25.10	0.60	0.066	0.146
6204 FT 150	20	47	14	12.80	2 900	9 300	41.10	26.20	1.00	0.103	0.227
6304 FT 150	20	52	15	15.90	3 600	8 600	44.50	27.90	1.10	0.141	0.311
6004 FT 150 ZZ	20	42	12	9.40	2 100	16 000	37.10	25.10	0.60	0.070	0.153
6204 FT 150 ZZ	20	47	14	12.80	2 900	14 000	41.10	26.20	1.00	0.103	0.227
6304 FT 150 ZZ	20	52	15	15.90	3 600	12 000	44.50	27.90	1.10	0.141	0.311
6005 FT 150	25	47	12	10.10	2 300	9 300	42.10	30.10	0.60	0.080	0.176
6205 FT 150	25	52	15	14.00	3 200	8 300	46.30	31.40	1.00	0.133	0.293
6305 FT 150	25	62	17	23.70	5 300	7 000	53.10	34.90	1.10	0.243	0.536
6005 FT 150 ZZ	25	47	12	10.10	2 300	14 000	42.10	30.10	0.60	0.080	0.176
6205 FT 150 ZZ	25	52	15	14.00	3 200	12 000	46.30	31.40	1.00	0.133	0.293
6305 FT 150 ZZ	25	62	17	23.70	5 300	11 000	53.10	34.90	1.10	0.243	0.536

RECOMMENDED FITTING TOLERANCES

	Shaft	Steel or cast-iron housing
Inner ring rotating in relation to the load	m6	H7
Outer ring rotating in relation to the load	h6	M7

FT 150, FT 150 ZZ SERIES

Medium-high temperature (150°C (300°F) peak)
High speed (up to 500 000 N.Dm)



PART NUMBER	DIMENSIONS (mm)			BASIC LOAD RATING		LIMITING SPEED (rpm)	SHOULDERS AND FILLETS (mm)			WEIGHT	
	d	D	B	Cx1000 Newtons	C (lbf)		D1 min	d3 max	r1 max	(kg)	(lbs)
6006 FT 150	30	55	13	12.60	2 800	7 800	48.80	36.20	1.00	0.121	0.267
6206 FT 150	30	62	16	19.50	4 400	7 000	54.60	38.00	1.00	0.203	0.448
6306 FT 150	30	72	19	28.00	6 300	6 000	62.30	41.70	1.10	0.356	0.785
6006 FT 150 ZZ	30	55	13	12.60	2 800	12 000	48.80	36.20	1.00	0.121	0.267
6206 FT 150 ZZ	30	62	16	19.50	4 400	10 000	54.60	38.00	1.00	0.203	0.448
6306 FT 150 ZZ	30	72	19	28.00	6 300	8 900	62.30	41.70	1.10	0.356	0.785
6007 FT 150	35	62	14	16.00	3 600	6 900	56.20	41.20	1.00	0.158	0.348
6207 FT 150	35	72	17	25.50	5 700	6 000	63.70	43.80	1.10	0.283	0.624
6307 FT 150	35	80	21	33.50	7 500	5 400	68.40	46.40	1.50	0.472	1.04
6007 FT 150 ZZ	35	62	14	16.00	3 600	10 000	56.20	41.20	1.00	0.158	0.348
6207 FT 150 ZZ	35	72	17	25.50	5 700	9 000	63.70	43.80	1.10	0.283	0.624
6307 FT 150 ZZ	35	80	21	33.50	7 500	8 100	68.40	46.40	1.50	0.472	1.04
6008 FT 150	40	68	15	17.40	3 900	6 200	61.90	46.50	1.00	0.192	0.423
6208 FT 150	40	80	18	29.00	6 500	5 300	70.70	49.80	1.10	0.373	0.822
6308 FT 150	40	90	23	40.50	9 100	4 800	77.60	52.90	1.50	0.644	1.42
6008 FT 150 ZZ	40	68	15	17.40	3 900	9 300	61.90	46.50	1.00	0.192	0.423
6208 FT 150 ZZ	40	80	18	29.00	6 500	8 000	70.70	49.80	1.10	0.373	0.822
6308 FT 150 ZZ	40	90	23	40.50	9 100	7 200	77.60	52.90	1.50	0.644	1.42
6009 FT 150	45	75	16	21.00	4 700	5 600	68.10	52.30	1.00	0.250	0.551
6209 FT 150	45	85	19	32.50	7 300	4 900	76.10	54.40	1.10	0.414	0.913
6309 FT 150	45	100	25	53.00	11 900	4 300	86.70	59.20	1.50	0.851	1.88
6009 FT 150 ZZ	45	75	16	21.00	4 700	8 300	68.10	52.30	1.00	0.250	0.551
6209 FT 150 ZZ	45	85	19	32.50	7 300	7 400	76.10	54.40	1.10	0.414	0.913
6309 FT 150 ZZ	45	100	25	53.00	11 900	6 400	86.70	59.20	1.50	0.851	1.88
6010 FT 150	50	80	16	21.80	4 900	5 100	73.10	57.30	1.00	0.270	0.595
6210 FT 150	50	90	20	35.00	7 900	4 600	81.10	59.40	1.10	0.466	1.03
6310 FT 150	50	110	27	62.00	14 000	3 900	95.10	65.80	2.00	1.110	2.45
6010 FT 150 ZZ	50	80	16	21.80	4 900	7 700	73.10	57.30	1.00	0.270	0.595
6210 FT 150 ZZ	50	90	20	35.00	7 900	6 900	81.10	59.40	1.10	0.466	1.03
6310 FT 150 ZZ	50	110	27	62.00	14 000	5 800	95.10	65.80	2.00	1.110	2.45
6213 FT 150	65	120	23	57.00	12 800	3 500	106.70	78.10	1.50	1.003	2.21

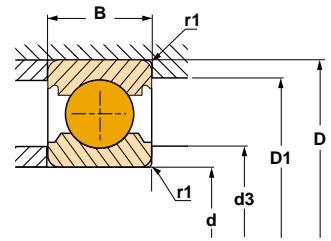
RECOMMENDED FITTING TOLERANCES

	Shaft	Steel or cast-iron housing
Inner ring rotating in relation to the load	m6	H7
Outer ring rotating in relation to the load	h6	M7

HT 200, HT 200 ZZ SERIES

High temperature (up to 200°C (400°F) peak)

Medium speed (150 000 N.Dm)



PART NUMBER	DIMENSIONS (mm)			BASIC LOAD RATING		LIMITING SPEED (rpm)*	SHOULDERS AND FILLETS (mm)			WEIGHT	
	d	D	B	Cx1000 Newtons	C (lbf)		D1 min	d3 max	r1 max	(kg)	(lbs)
6204 HT 200	20	47	14	12.80	2 900	4 400	41.10	26.20	1.00	0.103	0.227
6304 HT 200	20	52	15	15.90	3 600	4 100	44.50	27.90	1.10	0.141	0.311
6204 HT 200 ZZ	20	47	14	12.80	2 900	4 400	41.10	26.20	1.00	0.103	0.227
6304 HT 200 ZZ	20	52	15	15.90	3 600	4 100	44.50	27.90	1.10	0.141	0.311
6205 HT 200	25	52	15	14.00	3 200	3 800	46.30	31.40	1.00	0.133	0.293
6305 HT 200	25	62	17	23.70	5 300	3 400	53.10	34.90	1.10	0.243	0.536
6205 HT 200 ZZ	25	52	15	14.00	3 200	3 800	46.30	31.40	1.00	0.133	0.293
6305 HT 200 ZZ	25	62	17	23.70	5 300	3 400	53.10	34.90	1.10	0.243	0.536
6206 HT 200	30	62	16	19.50	4 400	3 200	54.60	38.00	1.00	0.203	0.448
6306 HT 200	30	72	19	28.00	6 300	2 900	62.30	41.70	1.10	0.356	0.785
6206 HT 200 ZZ	30	62	16	19.50	4 400	3 200	54.60	38.00	1.00	0.203	0.448
6306 HT 200 ZZ	30	72	19	28.00	6 300	2 900	62.30	41.70	1.10	0.356	0.785
6207 HT 200	35	72	17	25.50	5 700	2 800	63.70	43.80	1.10	0.283	0.624
6307 HT 200	35	80	21	33.50	7 500	2 600	68.40	46.40	1.50	0.472	1.04
6207 HT 200 ZZ	35	72	17	25.50	5 700	2 800	63.70	43.80	1.10	0.283	0.624
6307 HT 200 ZZ	35	80	21	33.50	7 500	2 600	68.40	46.40	1.50	0.472	1.04
6208 HT 200	40	80	18	29.00	6 500	2 500	70.70	49.80	1.10	0.373	0.822
6308 HT 200	40	90	23	40.50	9 100	2 300	77.60	52.90	1.50	0.644	1.42
6208 HT 200 ZZ	40	80	18	29.00	6 500	2 500	70.70	49.80	1.10	0.373	0.822
6308 HT 200 ZZ	40	90	23	40.50	9 100	2 300	77.60	52.90	1.50	0.644	1.42
6209 HT 200	45	85	19	32.50	7 300	2 300	76.10	54.40	1.10	0.415	0.915
6309 HT 200	45	100	25	53.00	11 900	2 000	86.70	59.20	1.50	0.851	1.88
6209 HT 200 ZZ	45	85	19	32.50	7 300	2 300	76.10	54.40	1.10	0.415	0.915
6309 HT 200 ZZ	45	100	25	53.00	11 900	2 000	86.70	59.20	1.50	0.851	1.88
6210 HT 200	50	90	20	35.00	7 900	2 100	81.10	59.40	1.10	0.466	1.03
6310 HT 200	50	110	27	62.00	14 000	1 800	95.10	65.80	2.00	1.110	2.45
6210 HT 200 ZZ	50	90	20	35.00	7 900	2 100	81.10	59.40	1.10	0.466	1.03
6310 HT 200 ZZ	50	110	27	62.00	14 000	1 800	95.10	65.80	2.00	1.110	2.45

* Note: Bearings of the HT and HT ZZ series are packed with grease that provides the optimum temperature resistance while minimizing the reduction in speed capabilities.

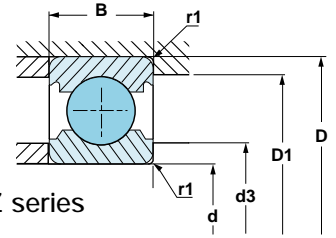
RECOMMENDED FITTING TOLERANCES

	Shaft	Steel or cast-iron housing
Inner ring rotating in relation to the load	m6	H7
Outer ring rotating in relation to the load	h6	M7

LT, LT ZZ SERIES

Low temperature

- 40°C (- 40°F) for the LT series / - 60°C (- 75°F) for the LT ZZ series



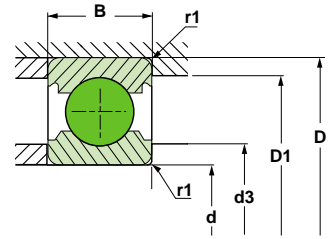
PART NUMBER	DIMENSIONS (mm)			BASIC LOAD RATING		LIMITING SPEED (rpm)	SHOULDERS AND FILLETS (mm)			WEIGHT	
	d	D	B	Cx1000 Newtons	C (lbf)		D1 min	d3 max	r1 max	(kg)	(lbs)
6000 LT	10	26	8	4.60	1 000	19 000	23.60	12.80	0.30	0.019	0.041
6200 LT	10	30	9	6.00	1 400	16 000	25.80	14.60	0.60	0.029	0.064
6000 LT ZZ	10	26	8	4.60	1 000	28 000	23.60	12.80	0.30	0.019	0.041
6200 LT ZZ	10	30	9	6.00	1 400	23 000	25.80	14.60	0.60	0.029	0.064
6001 LT	12	28	8	5.10	1 100	17 000	25.60	14.80	0.30	0.021	0.046
6201 LT	12	32	10	6.90	1 600	15 000	27.90	16.50	0.60	0.037	0.082
6001 LT ZZ	12	28	8	5.10	1 100	25 000	25.60	14.80	0.30	0.021	0.046
6201 LT ZZ	12	32	10	6.90	1 600	22 000	27.90	16.50	0.60	0.037	0.082
6002 LT	15	32	9	5.60	1 300	14 000	29.10	18.30	0.30	0.029	0.064
6202 LT	15	35	11	7.70	1 700	13 000	31.00	19.60	0.60	0.046	0.101
6002 LT ZZ	15	32	9	5.60	1 300	21 000	29.10	18.30	0.30	0.029	0.064
6202 LT ZZ	15	35	11	7.70	1 700	19 000	31.00	19.60	0.60	0.046	0.101
6003 LT	17	35	10	6.00	1 400	13 000	31.70	20.70	0.30	0.039	0.086
6203 LT	17	40	12	9.50	2 100	11 000	35.00	22.40	0.60	0.068	0.150
6003 LT ZZ	17	35	10	6.00	1 400	19 000	31.70	20.70	0.30	0.039	0.086
6203 LT ZZ	17	40	12	9.50	2 100	17 000	35.00	22.40	0.60	0.060	0.132
6004 LT	20	42	12	9.40	2 100	10 000	37.10	25.10	0.60	0.070	0.153
6204 LT	20	47	14	12.80	2 900	9 300	41.10	26.20	1.00	0.103	0.227
6004 LT ZZ	20	42	12	9.40	2 100	16 000	37.10	25.10	0.60	0.070	0.153
6204 LT ZZ	20	47	14	12.80	2 900	14 000	41.10	26.20	1.00	0.103	0.227
6005 LT	25	47	12	10.10	2 300	9 300	42.10	30.10	0.60	0.080	0.176
6205 LT	25	52	15	14.00	3 200	8 200	46.30	31.40	1.00	0.133	0.293
6005 LT ZZ	25	47	12	10.10	2 300	14 000	42.10	30.10	0.60	0.080	0.176
6205 LT ZZ	25	52	15	14.00	3 200	12 000	46.30	31.40	1.00	0.133	0.293
6006 LT	30	55	13	12.60	2 800	7 800	48.80	36.20	1.00	0.121	0.267
6206 LT	30	62	16	19.50	4 400	7 000	54.60	38.00	1.00	0.200	0.441
6006 LT ZZ	30	55	13	12.60	2 800	12 000	48.80	36.20	1.00	0.121	0.267
6206 LT ZZ	30	62	16	19.50	4 400	10 000	54.60	38.00	1.00	0.200	0.441

RECOMMENDED FITTING TOLERANCES

	Shaft	Steel or cast-iron housing
Inner ring rotating in relation to the load	m6	H7
Outer ring rotating in relation to the load	h6	M7

HV ZZ SERIES

High speed (up to 700 000 N.Dm)



PART NUMBER	DIMENSIONS (mm)			BASIC LOAD RATING		LIMITING SPEED (rpm)*	SHOULDERS AND FILLETS (mm)			WEIGHT	
	d	D	B	Cx1000 Newtons	C (lbf)		D1 min	d3 max	r1 max	(kg)	(lbs)
6000 HV ZZ	10	26	8	4.60	1 000	38 800	23.60	12.80	0.30	0.018	0.040
6001 HV ZZ	12	28	8	5.10	1 100	35 000	25.60	14.80	0.30	0.020	0.044
6201 HV ZZ	12	32	10	6.90	1 600	31 800	27.90	16.50	0.60	0.037	0.081
6002 HV ZZ	15	32	9	5.60	1 300	29 700	29.10	18.30	0.30	0.029	0.064
6202 HV ZZ	15	35	11	7.70	1 700	28 000	31.00	19.60	0.60	0.046	0.101
6003 HV ZZ	17	35	10	6.00	1 400	26 900	31.70	20.70	0.30	0.039	0.087
6203 HV ZZ	17	40	12	9.50	2 100	24 500	35.00	22.40	0.60	0.068	0.149
6004 HV ZZ	20	42	12	9.40	2 100	22 500	37.10	25.10	0.60	0.070	0.153
6204 HV ZZ	20	47	14	12.80	2 900	20 800	41.10	26.20	1.00	0.110	0.243
6005 HV ZZ	25	47	12	10.10	2 300	19 400	42.10	30.10	0.60	0.081	0.178
6205 HV ZZ	25	52	15	14.00	3 200	18 100	46.30	31.40	1.00	0.134	0.295
6006 HV ZZ	30	55	13	12.60	2 800	16 400	48.80	36.20	1.00	0.122	0.268
6206 HV ZZ	30	62	16	19.50	4 400	15 200	54.60	38.00	1.00	0.200	0.441
6007 HV ZZ	35	62	14	16.00	3 600	14 400	56.20	41.20	1.00	0.157	0.346
6207 HV ZZ	35	72	17	25.50	5 700	13 000	63.70	43.80	1.10	0.287	0.632
6008 HV ZZ	40	68	15	17.40	3 900	12 900	61.90	46.50	1.00	0.192	0.423
6208 HV ZZ	40	80	18	29.00	6 500	11 600	70.70	49.80	1.10	0.373	0.822
6209 HV ZZ	45	85	19	32.50	7 300	10 700	76.10	54.40	1.10	0.415	0.915
6210 HV ZZ	50	90	20	35.00	7 900	10 000	81.10	59.40	1.10	0.466	1.03

* Speed indicated for operation within a temperature range of -20 to + 80°C (- 4 to + 175°F)

RECOMMENDED FITTING TOLERANCES

	Shaft	Steel or cast-iron housing
Inner ring rotating in relation to the load	m6	H7
Outer ring rotating in relation to the load	h6	M7

Europe

FRANCE

SNR Paris 40, rue Jean Bleuzen
B.P.49
92174 Vanves Cedex
Tél. 01 40 93 66 00
Fax. 01 40 93 66 10

SNR Logistique 9, avenue Léon Harmel
92160 Antony
Tél. 01 46 11 66 50
Fax. 01 46 11 66 66

SNR Bordeaux 1, rue du Golf - B.P.173
33708 Merignac Cedex
Tél. 05 56 34 69 80
Fax. 05 56 34 69 81

SNR Lyon Europe* Le Florentin - 71, ch. du
Moulin Carron - B.P. 8
69570 Dardilly
Tél. 04 78 66 68 00
Fax. 04 78 66 68 20

SNR Nancy Europe* 3, allée Forêt de la Reine
Parc technologique de Brabois
54500 Vandœuvre
Tél. 03 83 44 64 00
Fax. 03 83 44 02 31

DEUTSCHLAND

SNR Wälzlager GMBH Hotline. 01 805 237126
40472 Düsseldorf Wahlerstraße 6
40437 Düsseldorf
Postfach 33 04 10
Tél. (0211) 6 58 06-0
Fax. (0211) 6 58 88 86

33719 Bielefeld Friedrich-Hagemann Str. 66
33701 Bielefeld
Postfach 17 01 45
Tél. (0521) 9 24 00-0
Fax. (0521) 9 24 00 90

70597 Stuttgart Tränkestraße 7
70574 Stuttgart
Postfach 70 04 16
Tél. (0711) 9 00 64-0
Fax. (0711) 9 00 64 99

Web site : www.snr.de

UNITED KINGDOM

Nadella UK
Coventry Progress close
Leofric Business Park
Binley - Coventry CV3 2TF
Tél. 24 7629 6900
Fax. 24 7629 6991

Web site : www.nadella.uk.com

ITALIA

SNR Italia
Milano Via Keplero, 5
20019 Settimo
Milanese (MI)
Tél. (02) 33 55 21
Fax (02) 33 50 06 56

Bologna Via E.Zago, 2/2
40128 Bologna
Tél. (051) 36 79 46
(051) 36 29 78
Fax (051) 36 85 38

ESPAÑA

SNR Rodamientos Hispania
Madrid C/ Llanos de Jerez, 22
Poligono Industrial
28820 Coslada
Tél. 91 671 89 13
Fax. 91 673 65 48

BELGIUM

NADELLA Belgium Langveldpark
Basteleusstraat 2-4-6 unit 9
1600 Sint-Pieters-Leeuw
Tél. (02) 523 81 92
Fax. (02) 522 52 57

*EUROPE (Subsidiaries excepted)

SNR Nancy - Europe : Benelux - Suisse - Autriche

SNR Lyon - Europe : Other Countries Fax. 04 78 66 68 21

Amériques / Americas

USA

SNR Bearings USA
4600 K Highlands Pkwy
Smyrna, G.A. 30082
Tél. (770) 435-2818
(800) 232-1717
Fax. (800) 742-5215

Web site : www.snrbearings.com

LATIN AMERICA

SNR Argentina
Buenos-Aires Viamonte 1145 - Piso 11
1053 Buenos-Aires
ARGENTINA
Tél. (54) 11-4 372-1272
Fax. (54) 11-4 372-0088

SNR INTERMONDIAL (OVERSEAS)

Annecy 18, rue du Val-Vert
74600 Seynod
France
Tél. (33) 4 50 65 96 00/01/02
Fax. (33) 4 50 65 96 15
Télex. 309 445

SNR MAROC

Casablanca 17, rue Buzancy
Belvédère
Casablanca 20300
e-mail : snrroulements@snrmaroc.com
Tél. (212) 02 2 241 530
Fax. (212) 02 2 241 532
(212) 02 2 241 542



Siège social : Rue des Usines - 74000 Annecy - FRANCE

RCS Annecy B 325821072 - Code NAF 291H

<http://www.snr.fr>